



Publish Your Family Lineage

Meet today's presenter



Michael Tieman, Oregon SAR Registrar

Overview

Presentation (30 Min.)

- What story do you want to tell?
- Print single book
- Publish books for sale

Q&A (30 Min.)

Important

1. What story do you want to tell

2. Make an outline

3. What software do you need

Family Group Record

Spouse	
Children	
Parents	
Other	

Source Summary for Family Information

Source	Where or How Obtained	Date	Notes	File #

Research Calendar

Name of Project	Name of Room	Search Objective

U.S. Federal Census Tr

Census Data for:	Place of birth	Place of death
Date of birth		
Date of death		
Married to		

The National Society of the Sons of the American Revolution
Four Generation Ancestor Chart

This chart supplied by the Lewis & Clark Chapter, Oregon Society Sons of the American Revolution Contact us for help finding your Revolutionary War roots. LCTNSAR@gmail.com

Researcher

Name	
Address	

Ship Arrival

Manifest No.	Name	Age		Sex	Marital Status	Profession	Citizenship	Place of
		Years	Months					

Four Generation Ancestor Chart (continued)

1. Your Name

2. Mother of 1

3. Mother of 2

4. Mother of 3

5. Mother of 4

6. Mother of 5

7. Mother of 6

8. Mother of 7

9. Father of 1

10. Father of 2

11. Father of 3

12. Father of 4

13. Father of 5

14. Father of 6

15. Father of 7

usTools Genealogy Research Log

Year	Place of Birth	Place of Death	Date of Marriage	Place of Marriage	Online Sources	Notes
1790					1800 UK Gen	
1800					1800 US Gen	
1810					1810 US Gen	
1820					1820 US Gen	
1830					1830 US Gen	
1840					1840 US Gen	
1850					1850 US Gen	
1860					1860 US Gen	
1870					1870 US Gen	
1880					1880 US Gen	
1890					1890 US Gen	
1900					1900 US Gen	
1910					1910 US Gen	
1920					1920 US Gen	
1930					1930 US Gen	
1940					1940 US Gen	
1950					1950 US Gen	
1960					1960 US Gen	
1970					1970 US Gen	
1980					1980 US Gen	
1990					1990 US Gen	
2000					2000 US Gen	
2010					2010 US Gen	
2020					2020 US Gen	

b = date of birth
pb = place of birth
m = date of marriage
pm = place of marriage
d = date of death
pd = place of death
date format: 05 Sep. 1985

TIP

Get Organized

- What is your software capabilities
- Do you need to use more than one
- Your final file that goes to the printer needs to be a .pdf file



STEP

#1

**What story
do you want to tell?**

Descendants of Thomas FULLER

Generation 1

1. **THOMAS' FULLER** was born in 1397 in Bury St. Edmunds, Suffolk, England. He died in 1489 in Bury St. Edmunds, Suffolk, England. He married Margery FULMER, daughter of FULMER, in 1429 in Yaxley, Suffolk, England. She was born in 1399. She died in 1494.

Notes for Thomas FULLER:

Thomas Fuller was born 1397 at Bury St Edmunds, Suffolk, England. He married in 1469 at Yaxley, Suffr

Known Child
William Fulle
Notes for Ma

Margery Fult
of Buckinghe
She married
Thomas FUL

2. i.

Family Group Record for Daniel LIPPINGTON - 1565

Page 1

Husband	Daniel LIPPINGTON [4410] ¹
Born	1659
Christened	
Died	1694
Buried	
Marriage	[MRIN:1565]

Wife	Hannah BO
Born	8 Oct 1659
Christened	
Died	19 Aug 1689
Buried	
Father	Nicholas BONHL
Mother	Hannah FULLE

Pedigree Chart for
Joseph GILPIN Jr.

Events

1. Mayflower Descendant: Fuller.

Children

1	M	Richard LIPPI
Born		1678
Christened		
Died		1678
Buried		
Spouse		
2	F	Hannah LIPPIN
Born		1679
Christened		
Died		1683
Buried		
Spouse		
3	F	Dorothy LIPPI
Born		3 Mar 1682/83
Christened		
Died		16 Sep 1757
Buried		
Spouse		Thomas SOUTH
4	M	Daniel LIPPIN
Born		1687
Christened		

Joseph GILPIN

b: 08 Jun 1663 in Warborough,
Oxfordshire, England
m: 23 Feb 1691 in Baghurst,
Hampshire, England
d: 09 Nov 1739 in Wilmington, New
Castle, Delaware, USA

Joseph GILPIN Jr.

b: 21 Mar 1704 in Birmingham,
Chester, Pennsylvania, USA
m: 17 Dec 1729
d: 04 Feb 1793 in Wilmington, New
Castle, Delaware, USA

Thomas GILPIN

b: 24 Aug 1622 in Warborough,
Oxfordshire, England
m: 1646 in Dorchester, Oxfordshire,
England
d: 03 Feb 1683 in Warborough,
Oxfordshire, England

Joan BARTHOLOMEW

b: 1625
d: 1700

Thomas GILPIN

b: Sep 15
England
m: 11 Feb
Lancashire
d: 21 Apr
Oxfordshire

Dorothy
b: 1586
d: 1637

Joan BARTHOLOMEW

b: 1625
d: 1700

Joseph GILPIN Jr.

b: 21 Mar 1704 in Birmingham,
Chester, Pennsylvania, USA
m: 17 Dec 1729
d: 04 Feb 1793 in Wilmington, New
Castle, Delaware, USA

Thomas GILPIN

b: Sep 15
England
m: 11 Feb
Lancashire
d: 21 Apr
Oxfordshire

Dorothy
b: 1586
d: 1637

Joan BARTHOLOMEW

b: 1625
d: 1700

Joseph GILPIN Jr.

b: 21 Mar 1704 in Birmingham,
Chester, Pennsylvania, USA
m: 17 Dec 1729
d: 04 Feb 1793 in Wilmington, New
Castle, Delaware, USA

How do you want the book used

B.

Chapters on each family
by generations
genealogical summaries,
pedigree charts and a
name index

Sources

- 1 T500-13 Copy of State of Iowa Birth Certificate, - Michael L. Tieman (Name: Name: State of Iowa;);
- 2 T500-14 U.S. Passport - Michael Tieman (Name: Name: US Government;);
- 3 S530-1 Corres. Smoot Ancestry (Name: Name: unknown;);
- 4 T500-16 Marriage Certificate Michael Tieman & Nancy Marshall (Name: Name: State of Ohio;);
- 5 T500-6 Marquis Who's Who In The West 1989- Michael Tieman (Name: Name: 23rd Edition;); Tieman, Michael LaVerne, graphic design executive; b.Keokuk, Iowa, Aug 20, 1950; s. Malcolm LaVerne and Doris Earline (Morrill) T.; m. Nancy Lee Marshall, June 16, 1972; children: Heather Anne, Katherine Jane. BFA, Columbus Coll. Art and Design, 1972. Art dir. Kersker Advt., Columbus, Ohio. 1969-72: graphic designer The Studio, Inc., Columbus, 1972-74; sr. art dir. Cockfield & Brown Advt., Vancouver, B.C., Can., 1974-75; ptnr., graphic designer Designers West, Ltd., Vancouver. 1975-78; owner, graphic designer Tieman & Friends, North Vancouver. 1978-86; ptnr., art dir. Printpac Mktg., Ltd., Richmond, B.C., 1978-81; sr. art dir. McKim Advt., Ltd., Vancouver, 1981-84; sr. graphic designer EXPO 86, Vancouver 1984-86; exec. graphic designer Gilchrist & Assocs., Inc., Portland, Oreg., 1986-. Recipient First Pl. Presentation Folders award Lithographers & Printing House Craftsmen,

How do you want the book used C.

Scrapbook style with information, stories, photos, maps, and documents by family

We Started As Farmers in Prussia

Descendants of Georg Wilhelm TIEMANN

6-Owen Richard TIEMAN-WOODWARD [206]
born: 18 Feb 2010, Portland, Clackamas, Oregon, USA

6-Constance Sue TIEMAN [851]
born: 5 Aug 1958, Feresport, Stephenson, Illinois, USA
died: 29 Jul 2009, Akron, Summit, Ohio, USA

-John DROTOS [859]
born: 27 Mar 1954
mar: 30 Jul 1983, Akron, Summit, Ohio, USA

+Thelma Loretta TIEMAN [849]

We Started As Farmers in Prussia

First Generation G.W. Tiemann Timeline 1780-1870

Year	Event	Timeline 1780-1870	World History	U.S. History	Science/Technology	Art
1780	Emigration from Prussia	1780-1870	American Revolution	American Revolution	1780-1870	1780-1870
1791	Birth of Georg Wilhelm Tiemann	1791-1869	U.S. Independence 1776	U.S. Independence 1776	1791-1869	1791-1869
1817	Marriage to Sophia Katharina Koengig	1817-1869	U.S. Independence 1776	U.S. Independence 1776	1817-1869	1817-1869
1826	Birth of Wilhelm Tiemann	1826-1869	U.S. Independence 1776	U.S. Independence 1776	1826-1869	1826-1869
1833	Emigration to America	1833-1869	U.S. Independence 1776	U.S. Independence 1776	1833-1869	1833-1869
1869	Death of Georg Wilhelm Tiemann	1869-1869	U.S. Independence 1776	U.S. Independence 1776	1869-1869	1869-1869

We Started As Farmers in Prussia

First Generation
Georg Wilhelm Tiemann 1791-1869

GEORG WILHELM TIEMANN was born in 1791 in Lengerich, Prussia, died in Oct 1869 in Benton Township, Iowa, at age 78, and was buried in Benton Township, Iowa. Georg married **Sophia Katharina KOENIG**, on 8 Aug 1817 in Lengerich, Prussia. Sophia was born in 1793 in Lieneu, Prussia, died in 1869 in Benton Township, Iowa at age 76, and was buried in Benton Township.

The first mention of the Tiemann Family that I found when I searched in 1983 was in the Prussian passport of **G.W. Tiemann** dated 18th of March 1833:

Age of 41, his wife and eight-year-old son Emigrated from the government district of Munster Georg W. Tiemann from Lengerich, emigrated with Family 1833 to Nordamerika.

The wife mentioned in the passport was **Sophia Koengig** aged 45 and the son was **Wilhelm** who I found later was baptized in 1822 so he would have been eleven not eight.

In the letter from the Evangelical Church of Westfalen parish they were able to find the following information on Georg, if I read the records correctly:

There was no single boy Tiemann born or baptized in Lengerich from 1785-1795. However, most children were born on the property where they lived; no records kept except maybe a family Bible, and people were baptized if at all when the family could afford it and when they were able to get into a town. The parish assumes that the parents owned or worked on a farm nearby and moved to Lengerich soon after Georg was born. They say this because according to more parish records G.W. and Sophia were married in 1817 in the Evangelical church in Lengerich, Westfalen, Prussia. In the records he was born in Lengerich and was 26 and she was born in Lieneu and was 24.

We lose track of this couple until a parish record of their son Wilhelm being baptized in Lengerich on 16 May 1822. This baptism complete with parents' names is also confirmed in the *Germany, Births and Baptisms 1558-1898* records. The interesting thing about this is that according to his tombstone he was born on 2 May 1825, but the 1880 US Census puts him born in 1826. I am going to use the parish baptism records of the day.

Why did the family pack up and leave their home in Lengerich? The wave of emigration from Prussia from 1820-71 was caused by unemployment, religious persecution, escaping high taxes, the military - wheat crop failures, poor wine harvests and a potato blight. Could it be that the Tiemann farm had too many crop failures and G.W. had enough?

According to G.W. passport in 1833 they went to Munster which is a large inland. I have not found anything telling which port town they traveled through to Munster and when they actually left Prussia. The port cities at that time were Hamburg which did not start keeping records until 1852, and Bremen who started making lists in 1832 but most lists were destroyed in 1835 as there were no records of emigrants leaving previous to 1835 they were burned to make newer records. So, I may never find the information I am looking for.

We Started As Farmers in Prussia

Map of Europe showing Prussia and the Atlantic Ocean.

Where the family landed in America immigration records such as there is Philadelphia and New Orleans but with no records.

When we pick up the family wandering covered wagon and taking the National Road west to an unknown future in Benton Township, Iowa. Not much is known about Georg and Sophia from an excerpt from the Latty Church of C...

"The family came to this country in March going to Burlington where they resided then on the Irish Ridge Road in Benton Township the pioneer families who organized the Georgetown Township in 1853. The church was built near his wife died in 1869, he was 77 and the cemetery. The son William survived."

Compiled by Michael Tiemann, September 2017

We Started As Farmers in Prussia

Photograph of Louise and Wilhelm Tiemann.

TIEMAN - LOUISE and WILHELM

Large group photograph of the Tiemann family.

Compiled by Michael Tiemann, September 2017

We Started As Farmers in Prussia

Timeline: Descendants of Georg Wilhelm TIEMANN

Timeline from 1920 to 2120 showing descendants:

- 1924-2003: Doris Earline MORRILL [27]
- 1926-2011: Malcolm Lavene TIEMAN [26]
- 1946-: William James STARR [892]
- 1947-: Beverly Diane TIEMAN [893]
- 1948-1948: Richard Lavene TIEMAN [891]
- 1950-: Michael LaVerne TIEMAN [1]
- 1952-: Nancy Lee MARSHALL [2]
- 1954-: John DROTOS [859]
- 1958-2008: Constance Sue TIEMAN [851]
- 1966-: Kyle A. METCALF [3087]
- 1969-: Amy Christine STARR [916]
- 1969-: Bryan Keith STEWART [915]
- 1971-: Phillip ERWIN [921]
- 1973-: Nicole Renee STARR [914]
- 1975-: Samuel Patrick WOODWARD [3089]
- 1976-: Heather Anne TIEMAN [920]
- 1979-: Katherine Jane TIEMAN [919]
- 1999-: Jacob Bryan STEWART [1022]
- 1997-: Kirby James ERWIN [197]
- 2002-: Connor Shannon TIEMAN-WOODWARD [3086]
- 2003-: Jessica METCALF [3088]
- 2005-: Jackson Davis ERWIN [3091]
- 2006-: Harvey Ann TIEMAN-WOODWARD [3090]
- 2007-: Blake METCALF [3217]
- 2010-: Ryan Richard TIEMAN-WOODWARD [3268]

Compiled by Michael Tiemann, September 2017

How do you want the book used C.

Scrapbook style with information, stories, photos, maps, and documents by family

We Started As Farmers in Prussia

Appendix A - Pedigree Charts

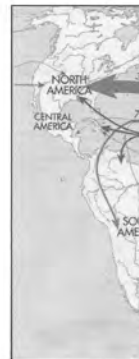
We Started As Farmers in Prussia
Relationship Chart



Produced by Michael Jordan, Sr.
203

We Started As Farmers in Prussia

Appendix B - Maps



We Started As Farmers in Prussia

Appendix C - History

1. Migration Routes: The National Road
The National Road, by Philip D. Jordan. Indianapolis: 442 pp. Hardcover. Illustrations, photographs, map, so




If your ancestors came to Iowa in the 1800s from the East, they traveled the National Road. Extending 600 miles from Washington, D.C. to Vandalia, Illinois, it crossed the states of Pennsylvania, West Virginia, and Illinois, terminating at Vandalia. The Road served as a major thoroughfare for pioneers heading west in the first half of the 19th century.

The oldest section of the National Road is the one in Virginia, blazed by General Braddock during the French and Indian War and referred to as the Cumberland Road. The close of the American Revolution and the opening of the Northwest Territory for settlement caused a surge of migration into western Pennsylvania and Eastern Ohio. In 1797, the state of Virginia responded to the needs of these west-bound migrants by authorizing the construction of the National Road, a rough wagon road based on old Indian trails. It ran from Winchester, Virginia to Maysville, Kentucky.

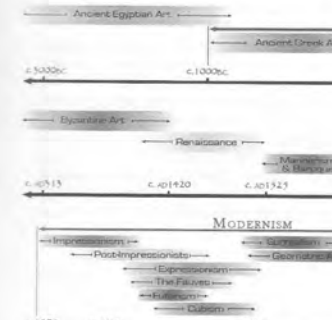
Ohio's entrance into the Union in 1803 stimulated the state to connect the rapidly developing western frontier with the East. Federally-funded "internal improvements" included the National Road. Using monies raised from the sale of federal land, the state of Ohio secured contracts for the National Road which were granted in 1800. The road was pushed west in varying degrees over the next forty years.

We Started As Farmers in Prussia

Appendix D - Timelines



Art History



We Started As Farmers in Prussia

Appendix E - Clothing



Outline what you want in the book

1. Timelines

2. Bios

3. Stories

4. Maps

5. History

6. Period dress

7. Food/religion/politics

8. Who were your ancestors

9. Photos

10. Genealogical Summaries

11. Sources List

12. Pedigree charts





STEP

#2

Gather what you need

Important

1. Put your book together in a 3-ring binder
2. Use tabbed dividers for chapters
3. Edit your book by adding to or deleting or moving pages in your binder

Family Group Record

Husband	
Wife	
Children	

Source Summary for Family Information

Source	Reference	Notes

Research Calendar

Name of Project	Name of Room	Search Objective

U.S. Federal Census Tr

Census Data for:	Place of birth
Date of birth	Place of birth
Date of death	Marriage date
Married to:	

The National Society of the Sons of the American Revolution
Four Generation Ancestor Chart

This chart supplied by the Lewis & Clark Chapter, Oregon Society Sons of the American Revolution. Contact us for help finding your Revolutionary War roots. RCTNSAR@gmail.com

Ship Arrival

Manifest No.	Name	Age	Sex	Port of Departure	Port of Arrival	Registry

Researcher

Name	Address
------	---------

Genealogy Research Log

Date	Notes	Genealogy	Notes	Online Sources	Notes
US 1790		Y	N	1800 UK Gen	
1800				1800 UK Gen	
1810				1810 UK Gen	
1820				1820 UK Gen	
1830				1830 UK Gen	
1840				1840 UK Gen	
1850				1850 UK Gen	
1860				1860 UK Gen	
1870				1870 UK Gen	
1880				1880 UK Gen	
1890				1890 Soundex	
1900				1900 Soundex	
1910				1910 Soundex	
1920				1920 Soundex	
1930				1930 Soundex	
State				State	
State				State	
State				State	
Canada				Canada	
England				England	
Ireland				Ireland	
Scotland				Scotland	
Other				Other	
Bibles				Family	
Letters				Letters	
Journals				Journals	
Diaries				Diaries	
Scrapbooks				Scrapbooks	
Photos				Photos	
Interviews				Interviews	

b = date of birth
pb = place of birth
m = date of marriage
pm = place of marriage
d = date of death
pd = place of death
date format: 05 Sep. 1985



STEP

#3

Ask for help



Talk to your family

DECLARATION
FOR
MINOR CHILDREN,
IN
ORDER TO OBTAIN A
OFFICE

Collect
photos, books,
family bibles,
old letters

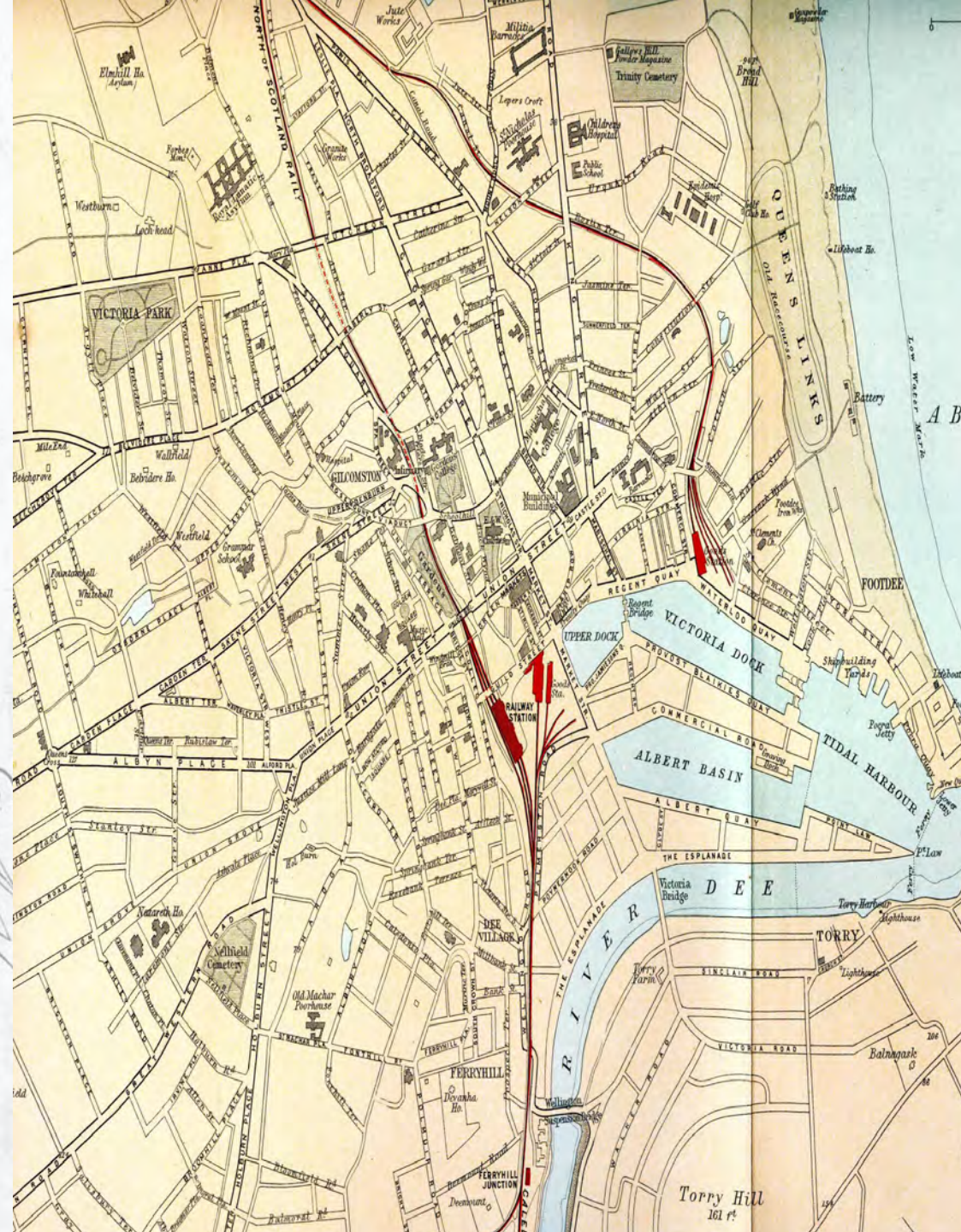
FILED BY

State of
County of

SS.

I, _____, Clerk of the County Court in and for
and State above named, do hereby certify that _____
before whom the foregoing affidavits were made, and who has thereunto signed his name, was at the time of so doing a
that all his official acts as such are entitled to full faith and credit; and for the County and State above named, duly commissioned
in this claim.

IN TESTIMONY WHEREOF, I have hereunto signed my name and affixed my official seal this _____ day of _____, 18____.



Collect Photos



Collect Photos



Front: L-R: Florence Gerdom, Matilda Wuellner, Unknown, Unknown, Frank Wuellner, Alvin Wuellner, Unknown
Row 2: Mildred Wuellner, Reuben Wuellner, Paul Wuellner, Unknown, Unknown, Unknown
Row 3: Margret?, Fred Wuellner, Magdalene Wuellner, Unknown, Unknown, Luise Rethmeier Tieman, Wilhelm Tieman
Row 4: All Unknown
Back Row: Anna Tieman, William Tieman, Ann Wedertz?, Norman Wedertz?, Henry Tieman, Marjorie Duermeyer?

1. Add captions which include names, dates, location, event
2. Index each photo:
Last name_First, Middle_(Maiden)_#
 - i.e. JONES_Mary Joe (PETERS)_1
3. Scan all photos
4. Put originals in plastic sleeves



STEP

#4

Add Sources

Source Citation Report

D632-4 Ohio, Deaths, 1908-1932, 1938-2007 (Name: Ohio Department of Health and Ancestry.com Operations Inc; Location: Provo, UT, USA; Date: 2010;).

29. E200-1 Obit- Freeman Essex (Name: Oregonian Newspaper; Location: Portland, Oregon;).
30. E300-1 Source From Book from Judy Erwin.
31. "E300-10 1880 US Federal Census - David Erwin," database.
32. "E300-11 Sons of the American revolution Membership Application - Arthur H. Erwin," database.
33. "E300-12 Daughters of the American revolution Lineage Book p.233," database.
34. "E300-13 Sons of the American Revolution Membership Application - Ralph Erwin Hirah," database.
35. "E300-2 Washington State Birth Records 1870-1935 - P. Allan Erwin," database.
36. "E300-3 1920 U.S. Census - P. Erwin," database.
37. "E300-4 1940 US Census - P. Erwin," database.
38. "E300-5 US Social Security Death Index 1935-2014 - P. Erwin," database.
39. "E300-6 Find a Grave - Erwin Family," database.
40. "E300-7 Minnesota Territorial and State Censuses 1905 - David Erwin," database.
41. "E300-8 1910 US Census - Grant Erwin," database.
42. "E300-9 1850 US Federal Census - Arthur Erwin," database.
43. F432-1 Bureau of Pensions Report - James Fletcher - A certified copy of the bureau Bureau of Pensions National No. 86360 (Name: Bureau of Pensions; Location: Washington, D.C; Date: 1777;).
44. F432-2 James Fletcher - Fry Family Tree.
45. F432-3 James Fletcher U.S. Deeds.
46. F432-4 James Fletcher Bureau of Pension Claim Letter.
47. From Individual.
48. *Gloucestershire England, Church of England Baptisms, Marriages & Burials 1538-1813.*
49. *Gloucestershire, England, Church of England Baptisms, Marriages & Burials 1538-1813* (N.p.: n.p., n.d.).
50. *Gloucestershire, England, Church of England Baptisms, Marriages and Burials, 1513-1813* (N.p.: n.p., n.d.).
51. HY-0001 Brighton in Furness, Lancashire, England - History.
52. HY-0002 Millom, Cumberland, England - History.
53. HY-0003 Tecklenburg, Prussia History.
54. HY-0004 Prussia History.
55. HY-0005 Saxony, Germany - History.
56. HY-0006 Dresden, Saxony, Germany - History.

E300-14 Burial Record A. Erwin
E300-15 A. Erwin from Spain DNA Book
E300-16 Bucks Co. Book A. Erwin Remains

Sources Index

Sources Index

- Get source documents backing up each fact. i.e. copy of your birth certificate, catalogue and index it. In fifty years someone will thank you.
- Scan all documents and put originals in a safe place.



TIP

Stay Focused



STEP

#5A

Build Your Book

Descendants of Michael LaVerne TIEMAN [1]

1-Michael LaVerne TIEMAN [1],^{1,2,3,4,5,6,7,8,9,10,11,12,13,14,15,16} son of Malcolm Laverne TIEMAN [26]
6,8,17,18,19,20,21,22,23,24,25,26,27,28,29,30 and Doris Earline MORRILL [27]
6,8,22,23,27,31,32,33,34,35,36,37,38,39,40 was born on 20 Aug 1950 in Keokuk, Lee, Iowa, USA¹ and was christened
on 31 Dec 1950 in Keokuk, Lee, Iowa, USA.



General Notes: How it all started:

My quest for Nancy and my history, or roots, began innocently enough, Christmas, 1982.

Nancy's grandmother, Dede, gave us a book for Christmas titled The History of Our Family. A book of empty pages with headings like: Our Children, Husband's Parents' Family and Where Our Ancestors Have Lived. As Nancy and I started to fill it out, we found that we knew almost nothing of our family from before our great-grandparents, and my family when asked, would tell me nothing.

I am an artist, and artists are a curious lot by nature and we love knowledge. So, there it is, I was hooked.

First, my quest was who were my great-grandparents and where did they come from? All I knew was that they came from Prussia in the early 1800's and that because they were of German decent living in the U.S. during two great wars, the past was never talked about. I then took it upon myself to try and fill in the blanks. First, I talked to my parents, and great aunts, as no one else would tell me squat. I began to fill in on, I spent many hours in the archives and library of the M libraries of the main church.

Back then, I had to search actual books and newspapers records of birth and census' and maybe even a parish recor order the loan of papers and actual records and books from only look at in their library. Anything I wanted copies of, library is extensive, the largest in the world, and in the cas the wars.

My list of ancestors started to become impressive. Then I our relatives about the families. Oh, the stories I heard wh accurate as I researched, others, not so much. Like all fam presidents and famous inventors. Or, so the stories went o

Then with the stories, I became interested in the towns a Millom, England like in the 1600's when Nancy's ancestor Prussia a country, country histories, and maps of the perio our family names. Curious more, what did my ancestors w grow? What church did they attend and why were there ne baptism records instead? How did the my family name ch

Because of that book and asking who was the greatgran two families, over 1500 source documents dating back to 1 over 2000 original photos some dating back to the beginni

I hope you enjoy reading and searching this project of m

When my friends have asked my why I do this, why am ask them to tell me about their grandparents, and half way stories and memories of their families might die with them

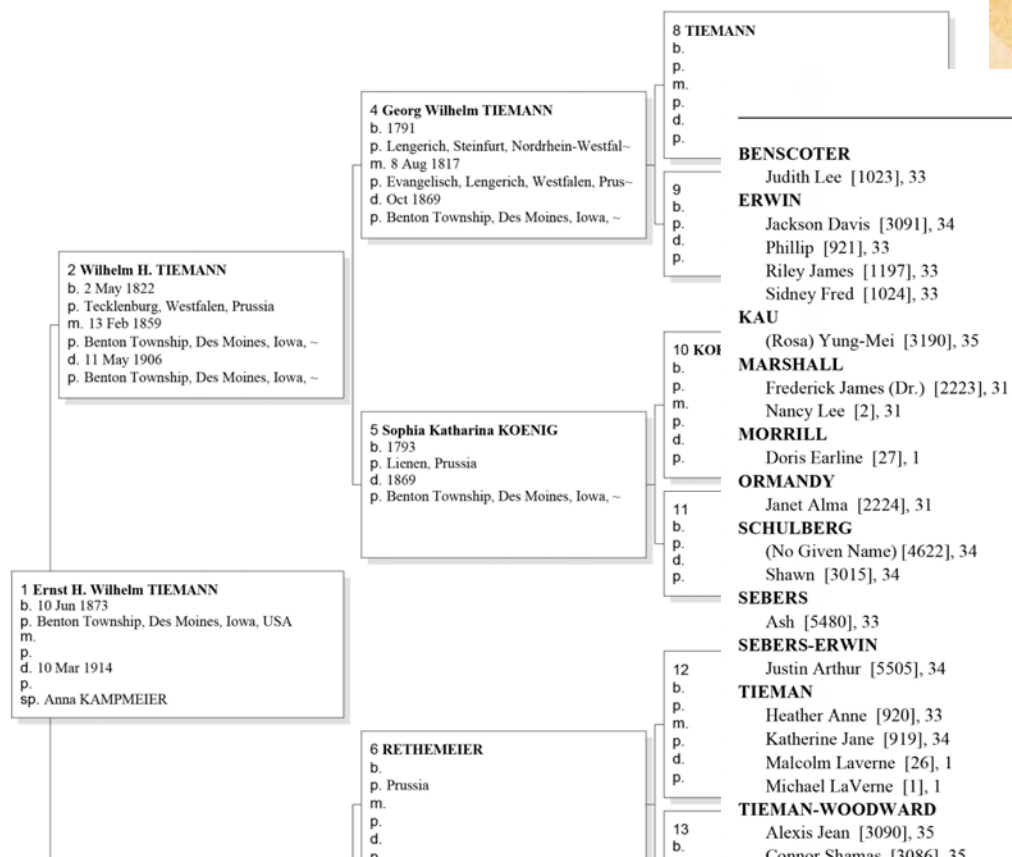
1. T500-13 Copy of State of Iowa Birth Certificate, - Michael L. Ti
2. T500-14 U.S. Passport - Michael Tieman (Name: Name: Name:
3. S530-1 Corres. Smoot Ancestry (Name: Name: Name: unknown
4. T500-16 Marriage Certificate Michael Tieman & Nancy Marsha
5. T500-6 Marquis Who's Who In The West 1989- Michael Tiemar
6. From Individual.
7. M624-10 Marshall Family Chart (Name: Name: Name: Bob Ma
8. T500-20 Verne Tieman life History (Name: Name: Name: Verne
9. T500-21 Michael Tieman Bio (Name: Name: Name: Michael Ti
10. T500-34 Birth Registration, Michael Tieman.
11. M624-17 Nancy Marshall Wedding Announcement (Name: Na
- Newspaper
12. M624-18 Nancy Marshall Engagement Announcement. MIEDI
13. T500-35 Canada Immigration, Michael Tieman.
14. HY-0016 Keokuk, Lee Co., Iowa - History.
15. T500-63 Michael L. Tieman Birth Announcement, Daily Gate t
16. "DNA Story for Michael Tieman - Ancestry DNA results," data

Descendants, Pedigree Chart and a Name Index

Pedigree Chart for Ernst H. Wilhelm TIEMANN

Page 1

Chart no. 1

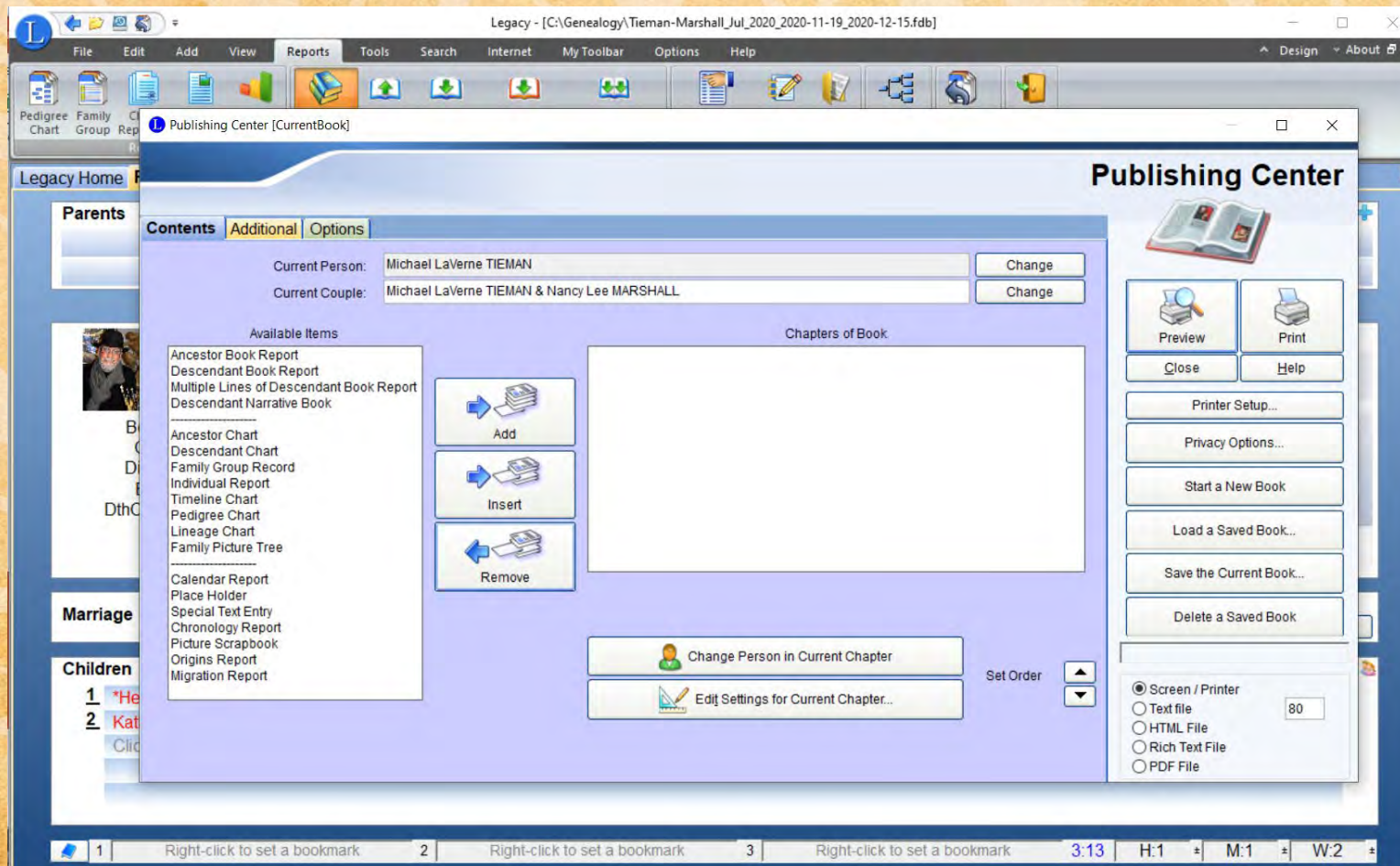


Name Index

- 8 TIEMANN
 - b.
 - p.
 - m.
 - p.
 - d.
 - p.
- BENSCOTER
 - Judith Lee [1023], 33
- ERWIN
 - Jackson Davis [3091], 34
 - Phillip [921], 33
 - Riley James [1197], 33
 - Sidney Fred [1024], 33
- KAU
 - (Rosa) Yung-Mei [3190], 35
- MARSHALL
 - Frederick James (Dr.) [2223], 31
 - Nancy Lee [2], 31
- MORRILL
 - Doris Earline [27], 1
- ORMANDY
 - Janet Alma [2224], 31
- SCHULBERG
 - (No Given Name) [4622], 34
 - Shawn [3015], 34
- SEBERS
 - Ash [5480], 33
- SEBERS-ERWIN
 - Justin Arthur [5505], 34
- TIEMAN
 - Heather Anne [920], 33
 - Katherine Jane [919], 34
 - Malcolm Laverne [26], 1
 - Michael LaVerne [1], 1
- TIEMAN-WOODWARD
 - Alexis Jean [3090], 35
 - Connor Shamas [3086], 35
- 10 KOI
 - b.
 - p.
 - m.
 - p.
 - d.
 - p.
- 11
 - b.
 - p.
 - d.
 - p.
- 12
 - b.
 - p.
 - m.
 - p.
 - d.
 - p.
- 13
 - b.

Set Up In Legacy 9

Click on Publishing Center Tab



Set Up In Legacy 9

Click on Additional Tab

The screenshot displays the Legacy 9 software interface. The main window shows a family tree view with tabs for 'Legacy Home', 'Family', 'Pedigree', and 'Descent'. The 'Family' tab is active, showing a profile for 'Husband Michael LaVerne' with birth and death dates. A 'Publishing Center' dialog box is open in the foreground, with the 'Additional' tab selected. The dialog box contains various options for generating a book, including checkboxes for 'Title Page', 'Copyright Notice Page', 'Dedication Page', 'Preface Page', 'Abbreviations Page', 'Generate Table of Contents', 'Introduction Section', 'Source Options', and 'Index Options'. There are also radio buttons for 'Use leaders' and 'Don't Use Leaders', and checkboxes for 'Start on an even page number', 'Start on an odd page number', and 'Start on an odd page number'. The 'Generate Table of Contents' section has a 'Bold' checkbox and a 'Start on an odd page number' checkbox. The 'Introduction Section' has a 'Start on an odd page number' checkbox. The 'Source Options' and 'Index Options' sections are also visible. On the right side of the dialog box, there are buttons for 'Preview', 'Print', 'Close', and 'Help', along with a 'Printer Setup...' button. At the bottom of the dialog box, there are radio buttons for 'Screen / Printer', 'Text file', 'HTML File', 'Rich Text File', and 'PDF File', with a page number '80' displayed next to the 'Screen / Printer' option. The background of the software interface shows a family tree with names like 'Malcolm L...', 'Doris E...', and 'Heather Anne TIEMAN (19...)'.

Set Up In Legacy 9

Build Your Book

The screenshot displays the Legacy 9 software interface. The main window shows a family tree view with a sidebar on the left containing sections for Parents, Husband (Michael LaVerne TIEMAN), Marriage, and Children. The Publishing Center dialog box is open, showing the current person (Michael LaVerne TIEMAN) and current couple (Michael LaVerne TIEMAN & Nancy Lee MARSHALL). The dialog box has tabs for Contents, Additional, and Options. The Contents tab is active, showing a list of available items and chapters of book. A sub-dialog box titled "Select Multiple Lines of Descent" is open, prompting the user to enter the Marriage Record ID Number (MRIN) of the couple at the top of each line they want to include in the report. The sub-dialog box also includes a "Create List From" section with radio buttons for "Tagged" and "Untagged", and a "Marriage Tag" dropdown menu. The main window also shows a status bar at the bottom with a timeline and various settings.

Legacy - [C:\Genealogy\Tieman-Marshall_Jul_2020_2020-11-19_2020-12-15.fdb]

File Edit Add View Reports Tools Search Internet My Toolbar Options Help

Pedigree Chart Family Group Reports Other Reports Statistics Publishing Center Ancestor Book Descendant Book Descendant Narrative Book Multiple Lines of Descent Book Questionnaire Research Log Forms Center Legacy Charting Last Report Exit Legacy

Legacy Home Family Pedigree

Parents

Husband
Michael LaVerne TIEMAN

Marriage

Children

1 *Heather Anne TIEMAN
2 Katherine Jane TIEMAN

Click to Add a Child

Publishing Center [CurrentBook]

Contents Additional Options

Current Person: Michael LaVerne TIEMAN Change
Current Couple: Michael LaVerne TIEMAN & Nancy Lee MARSHALL Change

Available Items Chapters of Book

Ancestor Book Report Pedigree Chart: Georg Wilhelm TIEMANN
Descendant Book Report
Multiple Lines of Descent
Descendant Narrative Book

Select Multiple Lines of Descent

Enter the Marriage Record ID Number (MRIN) of the couple at the top of each line you want to include in the report. The lines of descent for these couples will be printed in the order you enter them. To start a line with the wife (female) instead of the husband (male), precede the MRIN with a plus sign. Ranges can be entered with a dash between the numbers (5-12).

Close Help

(Separate each number with a comma. Example: 123, +234, 4, 200, 5-12)

Marriage List...

Create List From: Tagged Untagged Marriage Tag: 1

Preview Print
Close Help

Printer Setup...
Privacy Options...
Start a New Book
Load a Saved Book...
Save the Current Book...
Delete a Saved Book

Screen / Printer
 Text file 80
 HTML File
 Rich Text File
 PDF File

1 Right-click to set a bookmark 2 Right-click to set a bookmark 3 Right-click to set a bookmark 3:09 H:1 M:1 W:2



STEP

#5B

Build Your Book

Descendants of Thomas FULLER

Generation 1

- THOMAS¹ FULLER** was born in 1397 in Bury St. Edmunds, Suffolk, England. He died in 1489 in Bury St. Edmunds, Suffolk, England. He married Margery FULMER, daughter of FULMER, in 1429 in Yaxley, Suffolk, England. She was born in 1399. She died in 1494.

Notes for Thomas FULLER:

Thomas Fuller was born 1397 at Bury St Edmunds, Suffolk, England. He married in 1469 at Yaxley, Suffr

Known Child
William Fulle
Notes for Ma

Margery Fult
of Buckinghe
She married
Thomas FUL

2. i.

- WILLIAM² FU** England. He

Notes for Wi
William Fuell
Margery Fult

Known Child
John Fuller 1
William Fulle
William FUL

i.

Family Group Record for Daniel LIPPINGTON - 1565

Page 1

Husband	Daniel LIPPINGTON [4410] ¹
Born	1659
Christened	
Died	1694
Buried	
Marriage	[MRIN:1565]

Wife	Hannah BO
Born	8 Oct 1659
Christened	
Died	19 Aug 1689
Buried	
Father	Nicholas BONHL
Mother	Hannah FULLE

Events

- Mayflower Descendant: Fuller.

Children

1	M	Richard LIPPI
Born		1678
Christened		
Died		1678
Buried		
Spouse		
2	F	Hannah LIPPIN
Born		1679
Christened		
Died		1683
Buried		
Spouse		
3	F	Dorothy LIPPI
Born		3 Mar 1682/83
Christened		
Died		16 Sep 1757
Buried		
Spouse		Thomas SOUTH
4	M	Daniel LIPPIN
Born		1687
Christened		

Pedigree Chart for Joseph GILPIN Jr.

Joseph GILPIN

b: 08 Jun 1663 in Warborough, Oxfordshire, England
m: 23 Feb 1691 in Baghurst, Hampshire, England
d: 09 Nov 1739 in Wilmington, New Castle, Delaware, USA

Joseph GILPIN Jr.

b: 21 Mar 1704 in Birmingham, Chester, Pennsylvania, USA
m: 17 Dec 1729
d: 04 Feb 1793 in Wilmington, New Castle, Delaware, USA

Thomas GILPIN

b: 24 Aug 1622 in Warborough, Oxfordshire, England
m: 1646 in Dorchester, Oxfordshire, England
d: 03 Feb 1683 in Warborough, Oxfordshire, England

Joan BARTHOLOMEW

b: 1625
d: 1700

Thomas Gil

b: Sep 1586
England
m: 11 Feb 1
Lancashire,
d: 21 Apr 16
Oxfordshire

Dorothy Gil

b: 1586
d: 1637

Chapters on each family
by generations
genealogical summaries,
pedigree charts and a
name index

Sources

- T500-13 Copy of State of Iowa Birth Certificate, - Michael L. Tieman (Name: Name: State of Iowa;);
- T500-14 U.S. Passport - Michael Tieman (Name: Name: US Government;);
- S530-1 Corres. Smoot Ancestry (Name: Name: unknown;);
- T500-16 Marriage Certificate Michael Tieman & Nancy Marshall (Name: Name: State of Ohio;);
- T500-6 Marquis Who's Who In The West 1989- Michael Tieman (Name: Name: 23rd Edition;); Tieman, Michael LaVerne, graphic design executive; b.Keokuk, Iowa, Aug 20, 1950; s. Malcolm LaVerne and Doris Earline (Morrill) T.; m. Nancy Lee Marshall, June 16, 1972; children: Heather Anne, Katherine Jane. BFA, Columbus Coll. Art and Design, 1972. Art dir. Kersker Advt., Columbus, Ohio. 1969-72: graphic designer The Studio, Inc., Columbus, 1972-74; sr. art dir. Cockfield & Brown Advt., Vancouver, B.C., Can., 1974-75; ptnr., graphic designer Designers West. Ltd., Vancouver. 1975-78; owner, graphic designer Tieman & Friends, North Vancouver. 1978-86; ptnr., art dir. Printpac Mktg., Ltd., Richmond, B.C., 1978-81; sr. art dir. McKim Advt., Ltd., Vancouver, 1981-84; sr. graphic designer EXPO 86, Vancouver 1984-86; exec. graphic designer Gilchrist & Assocs., Inc., Portland, Oreg., 1986-. Recipient First Pl. Presentation Folders award Lithographers & Printing House Craftsmen, 1990. Cert. of Merit Award Printing Industries Am., 1988, First Pl. Ann. Report award Internat. Fedn. Advt. Agys. 1985, PRSA, 1987; named World's Best 30 Second Comedy Spot, Hollywood Radio & TV Soc., 1981. Mem. Nat. Geog. Soc., Am. Inst. Graphic Artists, The Smithsonian Assoc. (Nat.) New England Hist. Geneal.Soc., Trout Unlimited. Friends of the Zoo. Avocations: painting, photography, fly-fishing, reading, computer graphics. Home: 1426 Greentree Cir., Lake Oswego, OR 97034 Office: Gilchrist & Assoc. 815 SE 2nd Ste 300 Portland, OR 97204 503-243-1030.
- From Individual.
- M624-10 Marshall Family Chart (Name: Name: Bob Marshall; Date: 2008;);
- T500-20 Verne Tieman life History (Name: Name: Verne Tieman;);
- T500-21 Michael Tieman Bio (Name: Name: Michael Tieman;);
- T500-34 Birth Registration, Michael Tieman.
- M624-17 Nancy Marshall Wedding Announcement (Name: Name: Newspaper; Location:

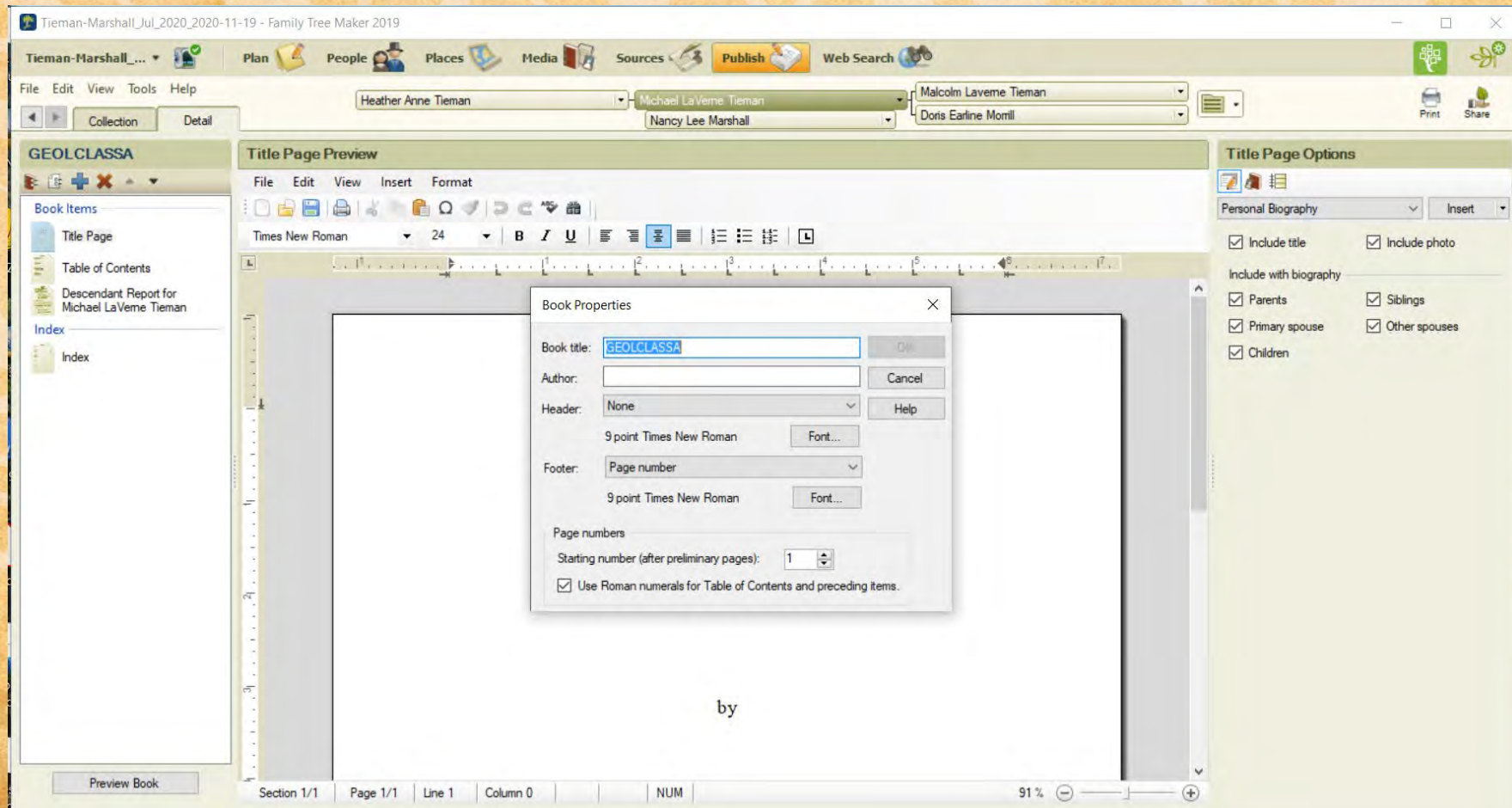
Set Up In Family Tree Maker

Click on Publish/Collection/Books/Create Books

The screenshot displays the Family Tree Maker 2019 software interface. The window title is "Tiemann-Marshall_Jul_2020_2020-11-19 - Family Tree Maker 2019". The menu bar includes "File", "Edit", "View", "Tools", and "Help". The "Publish" menu is open, showing options: "Plan", "People", "Places", "Media", "Sources", "Publish", and "Web Search". The "Publish" menu is further expanded to show "Collection", "Genealogy Book", "Create a Professionally Printed Book Online", and "Go to Existing Online Projects". The "Collection" menu is also expanded, showing "Genealogy Book", "Charts & Reports", "Charts", "Genealogy Reports", "Person Reports", "Relationship Reports", "Place Reports", "Media Reports", "Source Reports", "Other", "Books", "Saved Publications", "Saved Charts", "Saved Reports", and "Saved Books". The "Genealogy Book" option is highlighted. The main area shows a tree view for "Wilhelm H. Tiemann" with children "Georg Wilhelm Tiemann" and "Sophia Katharina Koenig". The "Georg Wilhelm Tiemann" node is expanded to show "Tiemann" and "Add Mother". The "Genealogy Book" panel on the right contains the text: "You can create a professional-looking book to share with others made from charts, reports, and documents. The book will be saved in PDF format, which means that others will be able to view and print the book on their personal computers even if they don't own or use the Family Tree Maker program." Below this text is a "Create Book" button and an image of a book cover.

Set Up In Family Tree Maker

Add Title Page



Set Up In Family Tree Maker

Add Ancestors Report for You

Add Descendants Report for You

The screenshot shows the Family Tree Maker 2019 interface. The main window displays a 'Descendant Report for Michael LaVerne Tieman Preview'. The report title is 'Descendants of Michael L. Tieman'. The background is set to 'None' with 50% transparency and centered. The number of generations is set to 5. The generation indicators are set to 'Simple' and the numbering system is 'Register'. The 'Pictures' section is checked for 'Include parents', 'Include children', 'Use silhouettes', and 'Show generation divider line'. The 'Generate Report' button is visible at the bottom right of the preview window.

The 'Items To Include' dialog box is open, showing the following options:

- Included facts:** Name, Birth, Marriage, Death
- Fact options:**
 - Include only preferred facts
 - Include private facts
 - Include blank facts
 - Display user-defined short place name
 - Use specified order
- Notes:**
 - Include person notes
 - Include research notes
 - Include relationship notes
 - Include fact notes
 - Include private notes
- Sources:**
 - Include sources

Buttons: Name Options..., OK, Cancel, Help

Set Up In Family Tree Maker

Add Index

The screenshot displays the Family Tree Maker software interface. The main window is titled "Index Preview" and shows a preview of the "Index of Individuals" page. The index lists names and page numbers, such as "Benscoter, Judith Lee: 43" and "Erwin, Jackson Davis: 44". A dialog box titled "Item Properties" is open, showing the "Item name" field set to "Index". The dialog box has several options: "This item begins a chapter" (checked), "Start this item on an odd numbered page" (unchecked), and "Do not print page number on the first page of this item" (unchecked). Under the "Header/footer" section, "Include the header in this item" and "Include the footer in this item" are both checked. The "Preview Book" button is visible at the bottom left, and the page number "Page 1 of 1" is shown at the bottom center.

Item Properties

Item name:
Index

This item begins a chapter
 Start this item on an odd numbered page
 Do not print page number on the first page of this item

Header/footer
 Include the header in this item
 Include the footer in this item

OK Cancel Help

Set Up In Family Tree Maker

Add Table of Contents

The screenshot displays the Family Tree Maker 2019 interface. The main window is titled 'Table of Contents Preview' and shows a preview of the 'Table of Contents' page. The preview content is as follows:

Table of Contents	
Descendant Report for Michael LaVerne Tieman	1
Index	46

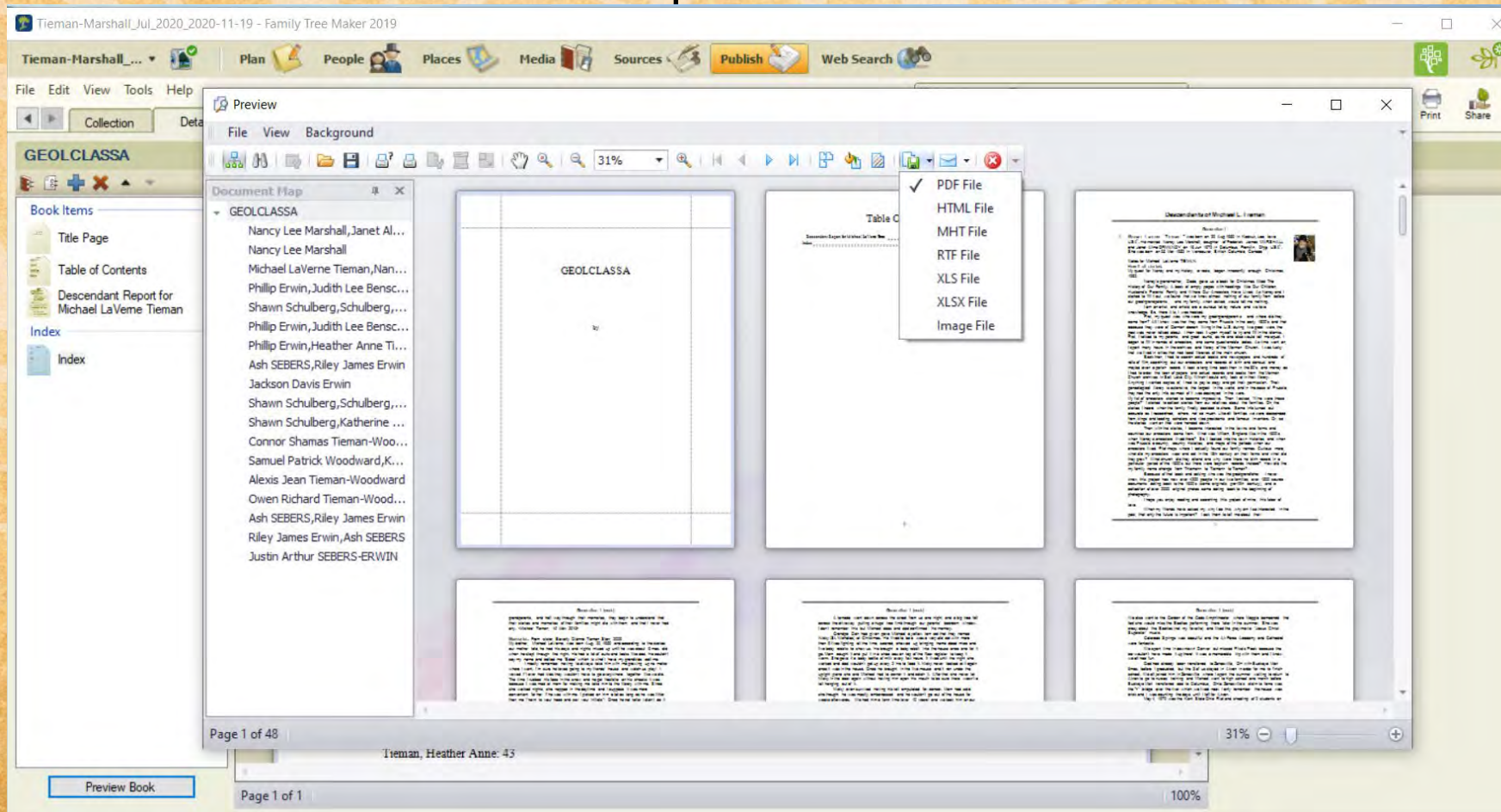
An 'Item Properties' dialog box is open over the preview, with the following settings:

- Item name: Table of Contents
- This item begins a chapter
- Start this item on an odd numbered page
- Do not print page number on the first page of this item
- Header/footer:
 - Include the header in this item
 - Include the footer in this item

The dialog box has 'OK', 'Cancel', and 'Help' buttons at the bottom.

Set Up In Family Tree Maker

1. Click Preview Book
2. Click Export File/PDF



Set Up In Legacy 9.0

The screenshot displays the Legacy 9.0 Publishing Center interface. The main window is titled "Publishing Center" and shows the following details:

- Current Person:** Michael LaVerne TIEMAN (with a "Change" button)
- Current Couple:** Michael LaVerne TIEMAN & Nancy Lee MARSHALL (with a "Change" button)
- Available Items:** A list of report types including Ancestor Book Report, Descendant Book Report, Multiple Lines of Descendant Book Report, Descendant Narrative Book, Ancestor Chart, Descendant Chart, Family Group Record, Individual Report, Timeline Chart, Pedigree Chart, **Lineage Chart** (highlighted), Family Picture Tree, Calendar Report, Place Holder, Special Text Entry, Chronology Report, Picture Scrapbook, Origins Report, and Migration Report.
- Chapters of Book:** A list of chapters including Ancestor Chart: Michael LaVerne TIEMAN, Descendant Chart: Michael LaVerne TIEMAN, Family Group Record: Michael LaVerne TIEMAN & Nancy Lee MARSHALL, and **Pedigree Chart: Michael LaVerne TIEMAN** (highlighted).
- Actions:** "Add", "Insert", and "Remove" buttons for managing chapters.
- Buttons:** "Change Person in Current Chapter" and "Edit Settings for Current Chapter..."
- Printer Setup:** "Preview", "Print", "Close", and "Help" buttons.
- Options:** "Printer Setup...", "Privacy Options...", "Start a New Book", "Load a Saved Book...", "Save the Current Book...", and "Delete a Saved Book".
- Output Format:** Radio buttons for "Screen / Printer" (selected), "Text file", "HTML File", "Rich Text File", and "PDF File". A page number of "80" is visible.

The interface also shows a status bar at the bottom with page numbers (1, 2, 3) and a time display of 1:32.



STEP

#5C

Build Your Book

Scrapbook style with information, stories, photos, maps, and documents by family

We Started As Farmers in Prussia

Appendix A - Pedigree Charts

We Started As Farmers in Prussia

Relationship Chart



Produced by: Michael Timmer, SA
203

We Started As Farmers in Prussia

Appendix B - Maps



We Started As Farmers in Prussia

Appendix C - History

1. Migration Routes: The National Road

The National Road, by Philip D. Jordan. Indianapolis: 442 pp. Hardcover. Illustrations, photographs, map, so



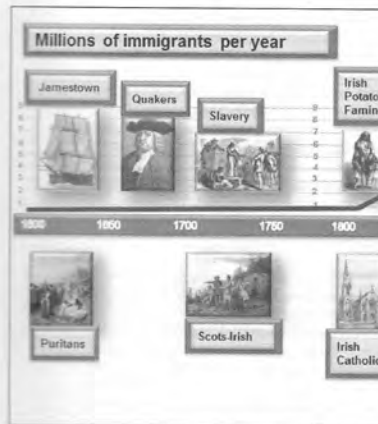
If your ancestors came to Iowa in the 1800s from the East, they traveled the National Road. Extending 600 miles from Baltimore, Maryland, it crossed the states of Pennsylvania, West Virginia, and Illinois, terminating at Vandalia. The Road served as a major route for pioneers heading west in the first half of the 19th century.

The oldest section of the National Road is the one in Virginia, blazed by General Braddock during the French and Indian War. It is referred to as the Cumberland Road. The close of the American Revolution and the opening of the Northwest Territory for settlement caused a surge of migration into western Pennsylvania and Eastern Ohio. In 1797, the state of Virginia responded to the needs of these west-bound migrants by authorizing the construction of the National Road. It was a rough wagon road based on old Indian trails that led from Virginia to Maysville, Kentucky.

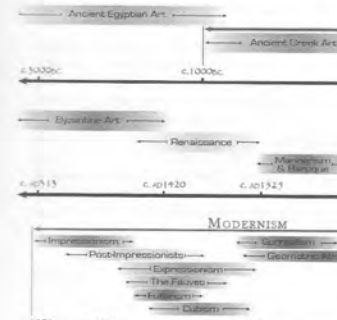
Ohio's entrance into the Union in 1803 stimulated the state to connect the rapidly developing western frontier with the East. Federally-funded "internal improvements" included the construction of the National Road. Using monies raised from the sale of federal land contracts for the National Road were granted in 1811. The road was pushed west in varying degrees over the next forty years.

We Started As Farmers in Prussia

Appendix D - Timelines



Art History



We Started As Farmers in Prussia

Appendix E - Clothing



Build In Word

- Set up your document as a book
- Add text boxes and captions to images
- Import charts/graphs as JPG's
- Save final Word document as a PDF file



STEP

#6

Save your book

Save files for printer

- Backup all of your work often on an external device
- To print and bind your book from an outside source, you have to save your files as a .pdf file
- Check the specs with your printer



STEP

#7

Publish Your Book

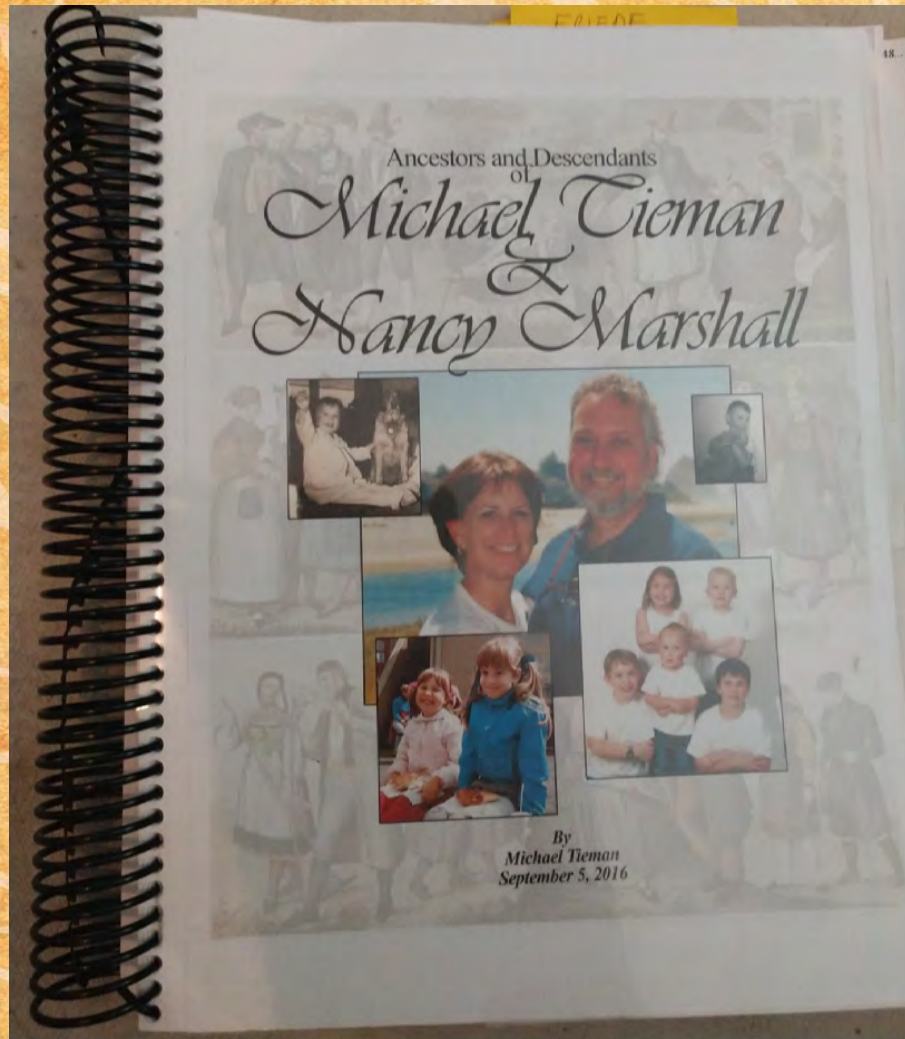
Format 1

One Instant print book

500 B&W
Inside Pages

8.5 x 11

\$59.85 ea



Format 2


Published book

500 B&W

Inside Pages

8.5 x 11

\$5.32 ea



Publish Yourself

1. Buy your own ISBN # through Bowker
www.myidentifiers.com
2. One ISBN # = \$125
3. Ten ISBN # = \$295

Publish with Amazon

Set up your book
with Kindle Direct
Publishing
kdp.amazon.com

Click on
Create a New Title

The screenshot shows the Amazon KDP 'Edit Title Details' page for a paperback book. The browser address bar shows the URL: https://kdp.amazon.com/en_US/title-setup/paperback/W2RXN011DNZ/details?ref_=kdp_BS_D_fa_de_main. The page has three tabs: 'Paperback Details' (marked 'Complete'), 'Paperback Content' (marked 'Complete'), and 'Paperback Rights & Pricing' (marked 'Complete').

Language
Choose your paperback's primary language (the language in which the book was written). [Learn more about languages supported for paperbacks.](#)
English

Book Title
Enter your title as it appears on the book cover. This field cannot be changed after your book is published. [Learn more about book titles.](#)
Book Title
Freedom Through Their Eyes
Subtitle (Optional)
Patriot Ancestors of Michael Tieman and Nancy Marshall

Series
If your book is part of a series, add series details so readers can easily find the titles on a single detail page. (Optional) [Learn more](#)
Add your title to an existing series or create a new one. Linked formats for this title will be automatically added to the series once setup is complete.
[Add series details](#)

Edition Number
You can provide an edition number if this title is a new edition of an existing book. [What counts as a new edition?](#)

Publish with Amazon

Set up your book
with Kindle Direct
Publishing
kdp.amazon.com

Edition Number You can provide an edition number if this title is a new edition of an existing book. [What counts as a new edition?](#)

Edition number (Optional)

Author Enter the primary author or contributor. Pen names are allowed. Additional authors can be added in the Contributors field. This field cannot be changed after your book is published. [Learn more about authorship.](#)

Primary Author or Contributor

Prefix Michael L Tieman Suffix

Contributors If others contributed to your book, you can add them and they'll be listed on the Amazon product detail page. For multiple authors, they'll appear in the same sequence as you add them below.

Contributors (Optional)

Author Prefix First name Middle name Last name Suffix Remove

Add Another

Description Summarize your book. This will be your product description on Amazon, so customers can learn more about your book. [How do I format the description?](#)

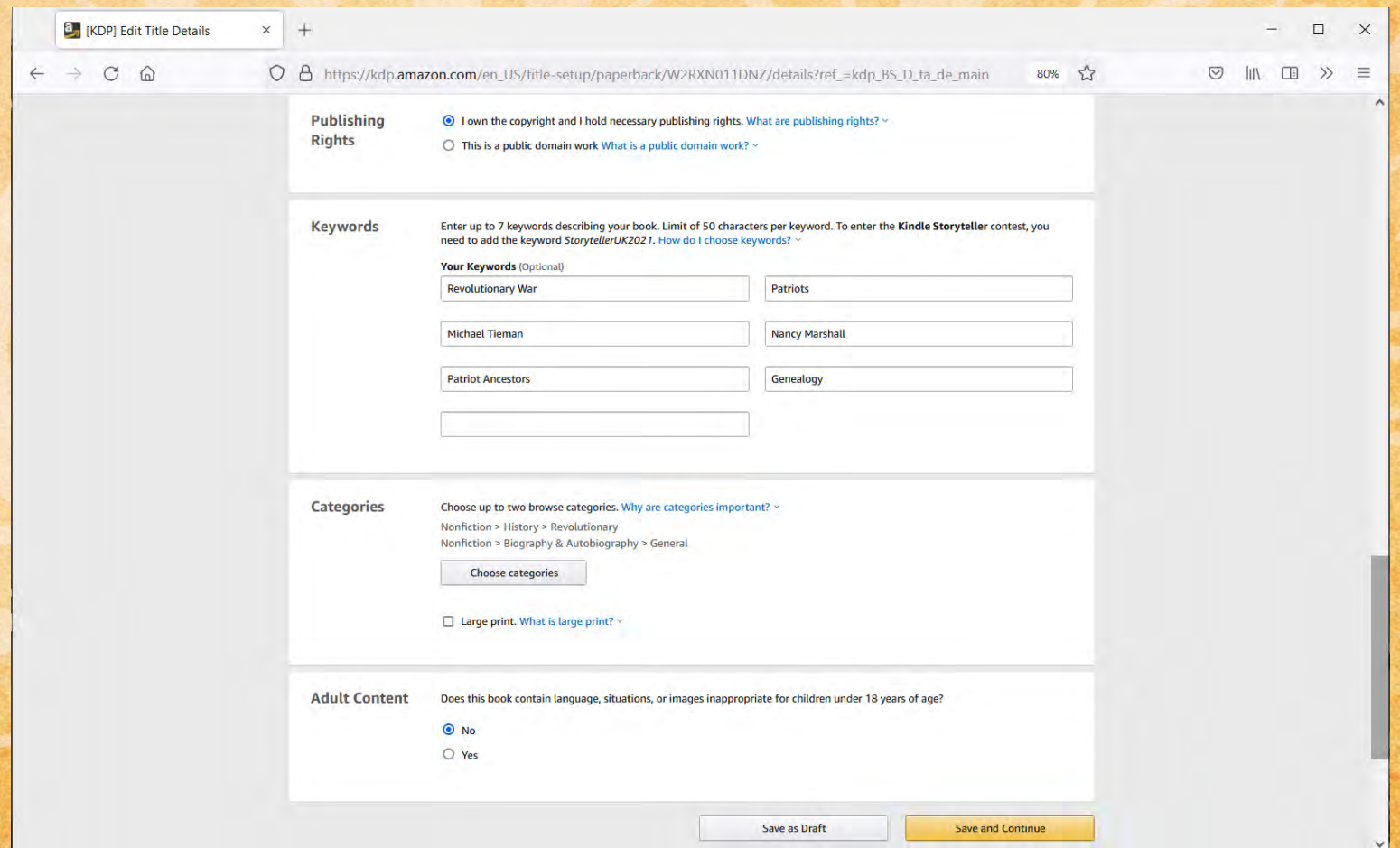
B I U Format Source

Biographies of the ancestors of Michael Tieman and Nancy Marshall who served in the American War of Independence.

3882

Publish with Amazon

Set up your book
with Kindle Direct
Publishing
kdp.amazon.com



The screenshot shows the 'KDP Edit Title Details' page in a browser. The URL is https://kdp.amazon.com/en_US/title-setup/paperback/W2RXN011DNZ/details?ref_=kdp_BS_D_ta_de_main. The page is divided into several sections:

- Publishing Rights:** Two radio button options. The first is selected: I own the copyright and I hold necessary publishing rights. [What are publishing rights?](#) The second is: This is a public domain work [What is a public domain work?](#)
- Keywords:** A heading followed by instructions: 'Enter up to 7 keywords describing your book. Limit of 50 characters per keyword. To enter the **Kindle Storyteller** contest, you need to add the keyword **StorytellerUK2027**. [How do I choose keywords?](#)' Below this is a section titled 'Your Keywords (Optional)' with seven input fields. The first six contain: 'Revolutionary War', 'Patriots', 'Michael Tieman', 'Nancy Marshall', 'Patriot Ancestors', and 'Genealogy'. The seventh field is empty.
- Categories:** A heading followed by instructions: 'Choose up to two browse categories. [Why are categories important?](#)' Below this are two breadcrumb paths: 'Nonfiction > History > Revolutionary' and 'Nonfiction > Biography & Autobiography > General'. A 'Choose categories' button is present. At the bottom of this section is a checkbox: Large print. [What is large print?](#)
- Adult Content:** A heading followed by the question: 'Does this book contain language, situations, or images inappropriate for children under 18 years of age?' Below this are two radio button options: No and Yes.

At the bottom of the page, there are two buttons: 'Save as Draft' and 'Save and Continue'.

Publish with Amazon

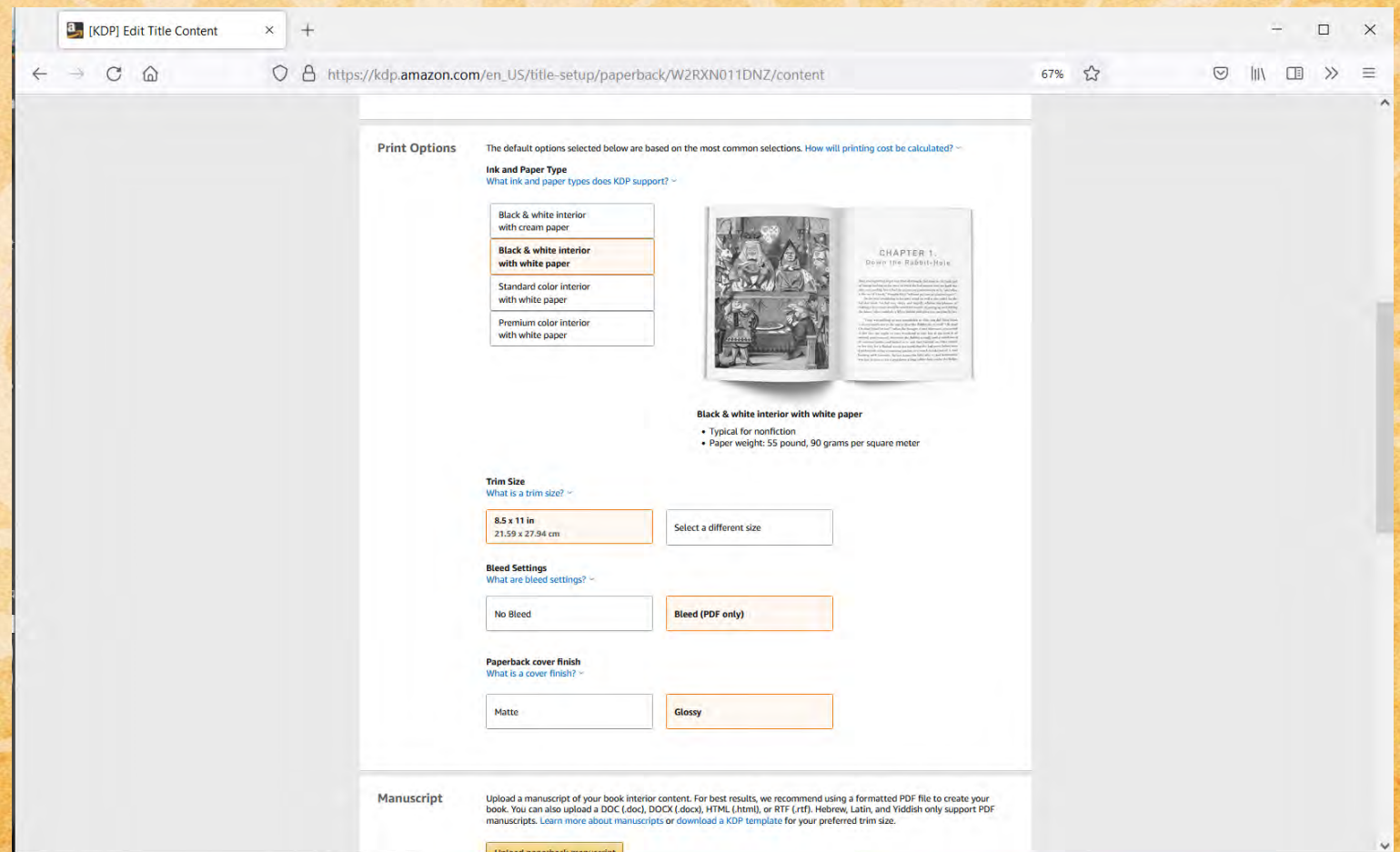
Set up your book
with Kindle Direct
Publishing
kdp.amazon.com

The screenshot shows the Amazon KDP 'Edit Title Content' page for a paperback book titled 'Freedom Through Their Eyes'. The page is divided into three main sections: Paperback Details, Paperback Content, and Paperback Rights & Pricing, all of which are marked as 'Complete'. The 'Paperback Content' section is currently active and contains the following information:

- Print ISBN:** To comply with industry standards, all paperbacks are required to have a unique ISBN. What is an ISBN?
 Get a free KDP ISBN
 Use my own ISBN
ISBN: 978-1-7354110-2-6
Imprint: Michael Tieman Publishing
- Publication Date:** Enter the date on which your book was first published. Leave this blank if you are publishing your book for the first time. How is my book's publication date determined?
Publication Date (Optional): Your 'Live on Amazon' date will be used
- Print Options:** The default options selected below are based on the most common selections. How will printing cost be calculated?
Ink and Paper Type: What ink and paper types does KDP support?
Selected options: Black & white interior with cream paper

Publish with Amazon

Set up your book
with Kindle Direct
Publishing
kdp.amazon.com



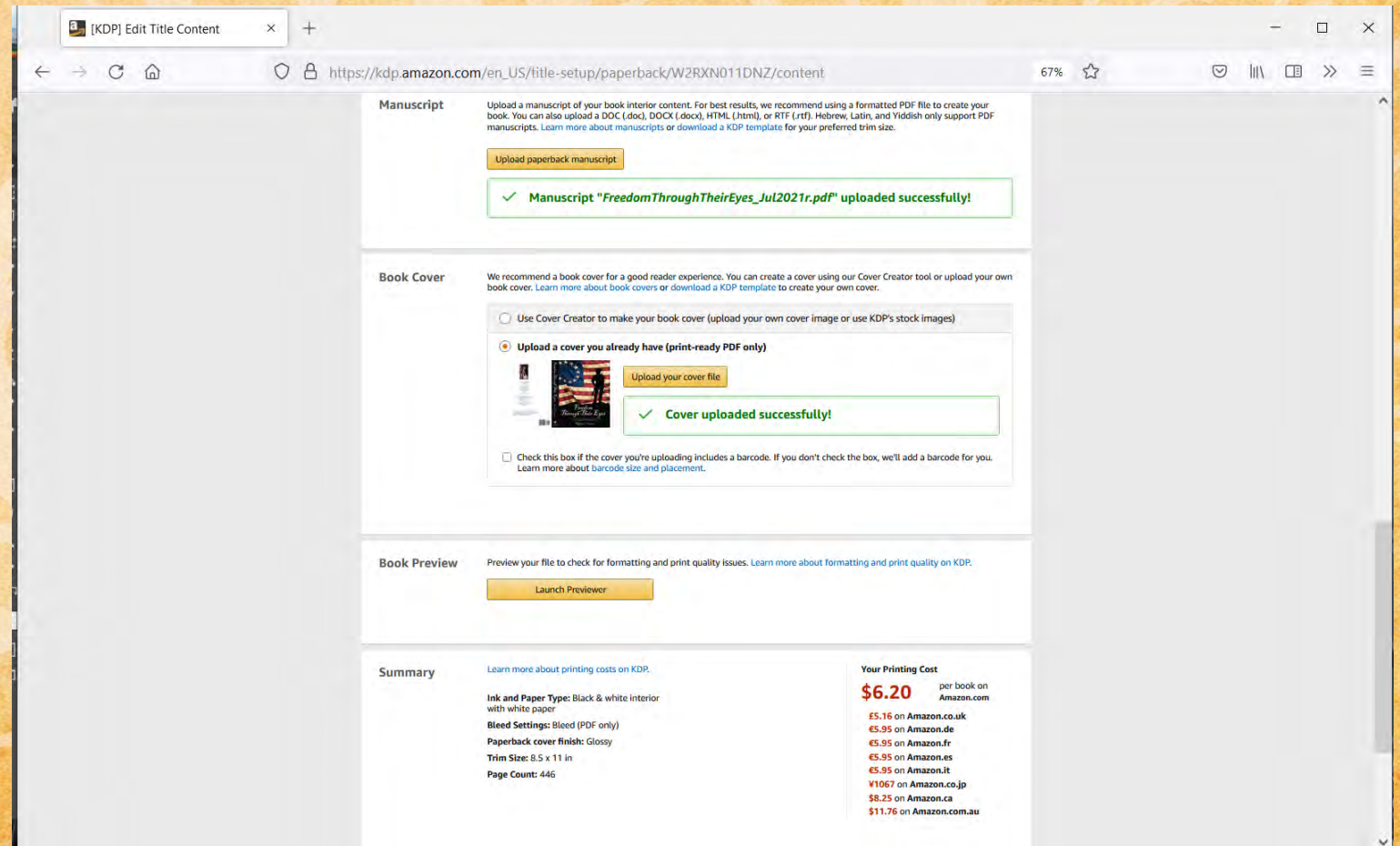
The screenshot shows the Amazon KDP 'Print Options' page for a paperback book. The browser address bar shows the URL: https://kdp.amazon.com/en_US/title-setup/paperback/W2RXN011DNZ/content. The page is titled 'Print Options' and includes a sub-header: 'The default options selected below are based on the most common selections. How will printing cost be calculated?'. Below this, there are several sections for configuring the book's print settings:

- Ink and Paper Type:** A dropdown menu is set to 'Black & white interior with white paper'. To the right, there is a preview image of an open book showing a chapter page with the title 'CHAPTER 1: How the Book is Made'.
- Trim Size:** A dropdown menu is set to '8.5 x 11 in (21.59 x 27.94 cm)'. A 'Select a different size' button is visible.
- Bleed Settings:** A dropdown menu is set to 'Bleed (PDF only)'. A 'No Bleed' option is also visible.
- Paperback cover finish:** A dropdown menu is set to 'Glossy'. A 'Matte' option is also visible.

At the bottom of the page, there is a 'Manuscript' section with the text: 'Upload a manuscript of your book interior content. For best results, we recommend using a formatted PDF file to create your book. You can also upload a DOC (.doc), DOCX (.docx), HTML (.html), or RTF (.rtf). Hebrew, Latin, and Yiddish only support PDF manuscripts. Learn more about manuscripts or download a KDP template for your preferred trim size.' Below this text is a button labeled 'Upload paperback manuscript'.

Publish with Amazon

Set up your book
with Kindle Direct
Publishing
kdp.amazon.com



The screenshot shows the Amazon KDP 'Edit Title Content' page for a paperback book. The page is divided into several sections:

- Manuscript:** A section for uploading the book's interior content. It includes a button 'Upload paperback manuscript' and a green success message: 'Manuscript "FreedomThroughTheirEyes_Jul2021r.pdf" uploaded successfully!'.
- Book Cover:** A section for uploading the book cover. It offers two options: 'Use Cover Creator' (selected) and 'Upload a cover you already have (print-ready PDF only)'. A green success message states: 'Cover uploaded successfully!'.
- Book Preview:** A section for previewing the book file, with a 'Launch Previewer' button.
- Summary:** A section providing technical details about the book's printing, including ink and paper type, bleed settings, cover finish, trim size, and page count.
- Your Printing Cost:** A table showing the printing cost per book for various Amazon marketplaces.

Marketplace	Printing Cost per book
Amazon.com	\$6.20
Amazon.co.uk	£5.16
Amazon.de	€5.95
Amazon.fr	€5.95
Amazon.es	€5.95
Amazon.it	€5.95
Amazon.co.jp	¥1067
Amazon.ca	\$8.25
Amazon.com.au	\$11.76

Publish with Amazon

Set up your book
with Kindle Direct
Publishing

kdp.amazon.com

kindle | direct publishing | Bookshelf | Reports | Community | Marketing

Freedom Through Their Eyes

Paperback Details Complete | **Paperback Content** Complete | **Paperback Rights & Pricing** Complete

Territories Select the territories for which you hold distribution rights. Learn more about distribution rights.

All territories (worldwide rights) What are worldwide rights? - | Individual territories What are Individual Territory rights? -

Primary marketplace Choose the location where you expect the majority of your book sales. new

Amazon.com

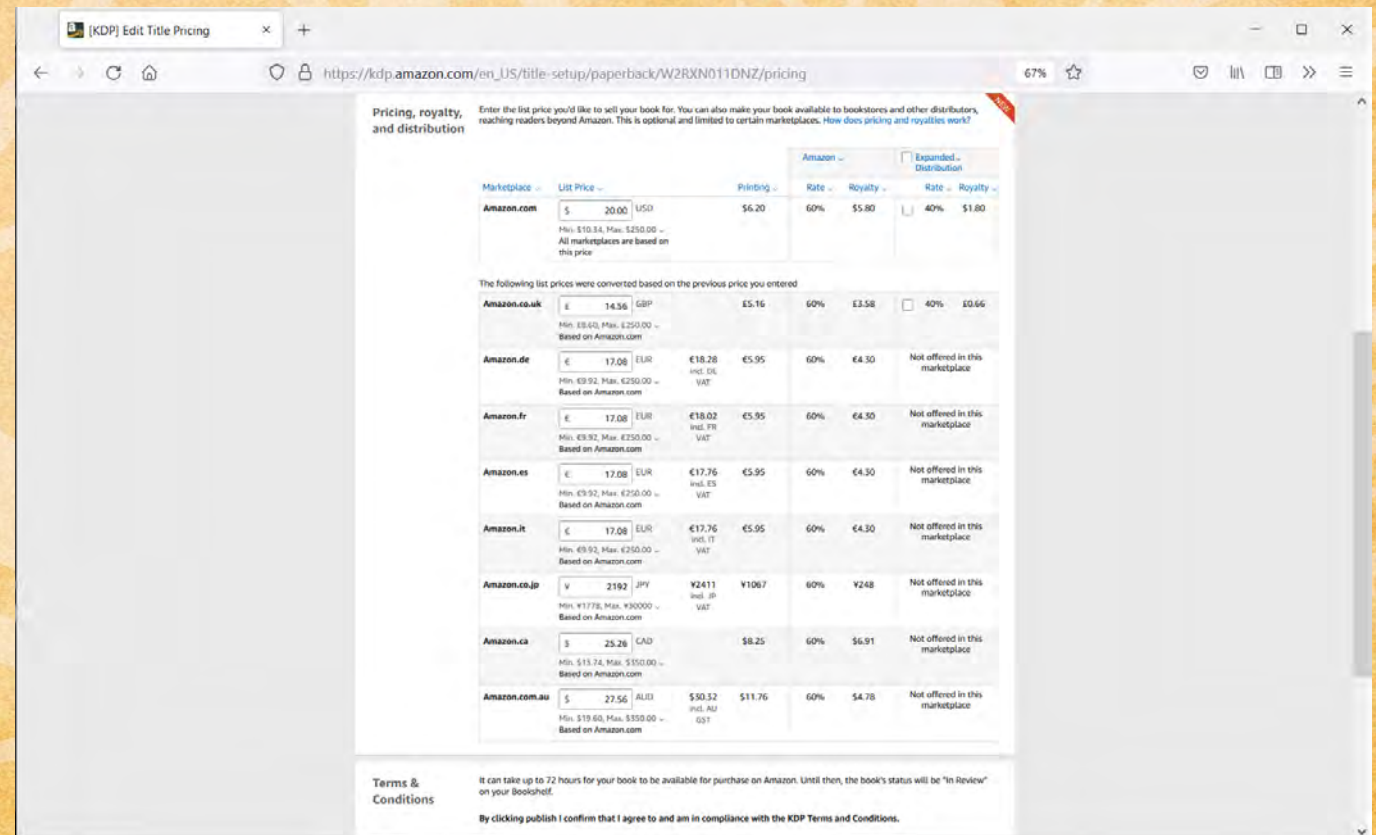
Pricing, royalty, and distribution Enter the list price you'd like to sell your book for. You can also make your book available to bookstores and other distributors, reaching readers beyond Amazon. This is optional and limited to certain marketplaces. How does pricing and royalties work? new

Marketplace	List Price	Printing	Amazon		Expanded Distribution	
			Rate	Royalty	Rate	Royalty
Amazon.com	\$ 20.00 USD <small>Min. \$10.34, Max. \$250.00 All marketplaces are based on this price</small>	\$6.20	60%	\$5.80	<input type="checkbox"/> 40%	\$1.80
The following list prices were converted based on the previous price you entered						
Amazon.co.uk	£ 14.56 GBP <small>Min. £8.60, Max. £250.00 Based on Amazon.com</small>	£5.16	60%	£5.58	<input type="checkbox"/> 40%	£0.66
Amazon.de	€ 17.08 ELIR <small>Min. €9.92, Max. €250.00 Based on Amazon.com</small>	€18.28 incl. DE VAT	€5.95	60%	€4.30	Not offered in this marketplace

Publish with Amazon

Set up your book
with Kindle Direct
Publishing

kdp.amazon.com



The screenshot shows the Amazon KDP pricing page for a paperback book. The page title is "[KDP] Edit Title Pricing" and the URL is "https://kdp.amazon.com/en_US/title-setup/paperback/W2RXN011DNZ/pricing". The page displays a table of prices and royalties for various marketplaces, based on a list price of \$20.00 USD.

Pricing, royalty, and distribution

Enter the list price you'd like to sell your book for. You can also make your book available to bookstores and other distributors, reaching readers beyond Amazon. This is optional and limited to certain marketplaces. [How does pricing and royalties work?](#)

Marketplace	List Price	Printing	Rate	Royalty	Expanded Distribution
Amazon.com	\$ 20.00 USD	\$6.20	60%	\$5.80	<input checked="" type="checkbox"/> 40% \$1.80
Min: \$10.34, Max: \$250.00 - Based on Amazon.com					
The following list prices were converted based on the previous price you entered					
Amazon.co.uk	£ 14.36 GBP	£5.16	60%	£3.58	<input type="checkbox"/> 40% £0.66
Min: £8.60, Max: £250.00 - Based on Amazon.com					
Amazon.de	€ 17.08 EUR	€18.28 incl. DE VAT	€5.95	60%	€4.30 Not offered in this marketplace
Min: €9.92, Max: €250.00 - Based on Amazon.com					
Amazon.fr	€ 17.08 EUR	€18.02 incl. FR VAT	€5.95	60%	€4.30 Not offered in this marketplace
Min: €9.92, Max: €250.00 - Based on Amazon.com					
Amazon.es	€ 17.08 EUR	€17.76 incl. ES VAT	€5.95	60%	€4.30 Not offered in this marketplace
Min: €9.92, Max: €250.00 - Based on Amazon.com					
Amazon.it	€ 17.08 EUR	€17.76 incl. IT VAT	€5.95	60%	€4.30 Not offered in this marketplace
Min: €9.92, Max: €250.00 - Based on Amazon.com					
Amazon.co.jp	¥ 2182 JPY	¥2411 incl. JP VAT	¥1067	60%	¥248 Not offered in this marketplace
Min: ¥1778, Max: ¥30000 - Based on Amazon.com					
Amazon.ca	\$ 25.28 CAD	\$8.25	60%	\$6.91	Not offered in this marketplace
Min: \$13.74, Max: \$350.00 - Based on Amazon.com					
Amazon.com.au	\$ 27.56 AUD	\$30.32 incl. AU GST	\$11.76	60%	\$4.78 Not offered in this marketplace
Min: \$19.60, Max: \$350.00 - Based on Amazon.com					

Terms & Conditions

It can take up to 72 hours for your book to be available for purchase on Amazon. Until then, the book's status will be "In Review" on your Bookshelf.

By clicking publish I confirm that I agree to and am in compliance with the KDP Terms and Conditions.

Publish with Amazon

Set up your book
with Kindle Direct
Publishing

kdp.amazon.com

The screenshot shows the 'Edit Title Pricing' page for a paperback book on Amazon. The page displays pricing information for six different Amazon marketplaces: Amazon.fr, Amazon.es, Amazon.it, Amazon.co.jp, Amazon.ca, and Amazon.com.au. Each marketplace entry includes a table with columns for the local currency, the price, the minimum and maximum prices based on Amazon.com, the price in USD, the royalty percentage (60%), and the price in USD. A 'Terms & Conditions' section is visible, along with a checkbox for 'Request printed proofs of this book'. At the bottom, there are promotional banners for 'kdpselect', 'KDP Select Global Fund', and 'Reach more readers through Kindle Unlimited'. The footer contains copyright information and social media links.

Marketplace	Local Price	Min. Price (Based on Amazon.com)	Max. Price (Based on Amazon.com)	USD Price	Royalty %	USD Price	Notes
Amazon.fr	€ 17.08	€ 5.92	€ 250.00	€18.02	60%	€4.50	Not offered in this marketplace
Amazon.es	€ 17.08	€ 5.92	€ 250.00	€17.76	60%	€4.50	Not offered in this marketplace
Amazon.it	€ 17.08	€ 5.92	€ 250.00	€17.76	60%	€4.50	Not offered in this marketplace
Amazon.co.jp	¥ 2192	¥ 11778	¥ 130000	¥2411	60%	¥248	Not offered in this marketplace
Amazon.ca	\$ 25.26	\$ 13.74	\$ 350.00	\$8.25	60%	\$6.91	Not offered in this marketplace
Amazon.com.au	\$ 27.56	\$ 19.80	\$ 450.00	\$30.32	60%	\$4.78	Not offered in this marketplace

Terms & Conditions
It can take up to 72 hours for your book to be available for purchase on Amazon. Until then, the book's status will be "In Review" on your Bookshelf.
By clicking publish I confirm that I agree to and am in compliance with the KDP Terms and Conditions.

Request printed proofs of this book that you can order from the Amazon cart. When the book status changes to "Live," you'll be able to order author copies.

[Back to Content](#) [Save as Draft](#) [Publish Your Paperback Book](#)

kdpselect Make More Money, Reach More Readers. [Learn More](#)
KDP Select Global Fund Unlimited \$36.1 Million. [Learn More](#)
Reach more readers through Kindle Unlimited. [Learn More](#)

© 1998-2021, Amazon.com, Inc. or its affiliates. All Rights Reserved. Amazon and Kindle are trademarks of Amazon.com, Inc. or its affiliates.

[Facebook](#) [Twitter](#) [KDP Select](#) [KDP Community](#) [Create Space](#) [ACX](#)

[SOP: Terms and Conditions](#) [Privacy Notice](#) [Conditions of Use](#) [Contact Us](#) [Your Account](#) [Help](#)

QUESTIONS ?