



American Patriot Merit Badge Workshop

Purpose

- Provide a service to the local Scouts in support of local Scouting organizations that focus on basic merit badges.
- Provide an opportunity for Scouts to earn the three merit badges American Heritage, Genealogy and Law.
- To promote and build awareness of the Arthur M. and Berdena King Eagle Scout Contest.
- To build a relationship with local Scouting units and find additional opportunities to promote patriotism and American history with different programs and community service projects.
- To foster a curiosity and desire to learn about our American Heritage, Family Genealogy and the Laws that govern our communities and country.

Results

We started promoting the workshop by first attending the local Scout Council District Roundtable meeting for local Scout Masters. We were then able to have the Scout Council and Districts promote the workshop in their newsletters and on their Facebook pages. There was also a link set up to go directly to a PDF of the application for the units to mail back in. Scouts were able to sign up for two of the three merit badges offered. We conducted morning and afternoon sessions on each merit badge. Each merit badge has a list of prerequisites that need to be completed prior to the workshop.

Here for the American Patriot Merit Badge Workshop. Sponsored by the [Ozark Mountain Chapter SAR](#).

Like

Comment



Recommendations

- Limit attendance to only First-Class Scouts and above to avoid working with Scouts that were

too young and unprepared to complete the work. With limited space, you wanted to offer merit badges to older Scouts who will be applying for the Eagle Scout Award.

- Emphasize and make sure that the Scouts complete the prerequisites before they come to the workshop.
- Require that the merit badge cards are completed and signed by reviewing at the workshop registration that day so that when Scouts check in you know that they can complete the merit badges for which they are registered.
- Limit the size of each class to no more than 10 or 12 Scouts to provide the ideal learning environment.

This is a worthwhile and sustainable program that will support and promote the ideals and objectives of the Sons of the American Revolution through support of the Scouting program.



AMERICAN PATRIOT MERIT BADGE WORKSHOP

SONS OF THE AMERICAN REVOLUTION
A 250th Anniversary Program of the Ozark Mountain Chapter

OZARK TRAILS COUNCIL, BOY SCOUTS OF AMERICA



WHEN: SATURDAY, NOVEMBER 6, 2021 8:00 A.M. - 4:00 P.M.
WHERE: OTC - OZARK TECHNICAL COMMUNITY COLLEGE
1001 E. CHESTNUT EXPRESSWAY, SPRINGFIELD, MO 65802

MERIT BADGES OFFERED: AMERICAN HERITAGE - GENEALOGY - LAW

COURSE PREREQUISITES:



- ▶ Must be 1st Class Scout or above
- ▶ Read the Merit Badge Book for Course – Current Edition
- ▶ Bring COMPLETED & SIGNED Blue Merit Badge Card to the Workshop

Scouts must have requirements signed off and blue card with them in order to take classes.

- American Heritage requirements: 1, 2, 4, 5
- Genealogy requirements: 2, 3, 4, 6, 7
- Law requirements: 4, 6, 7

- ▶ Scout Advancement Chairman Review Merit Badge Work Sheet & Advise

SCHEDULE OF EVENTS:

8:00 AM Flag Ceremony & Group Photo - Color Guard
8:05 AM Welcome & Introductions - Gary Gift
(these instructors will teach both AM and PM sessions)
American Heritage Instruction - Dr. Norm Knowlton
Genealogy Merit Badge Instruction - Steve Perkins
Law Merit Badge Instruction - Gary Bishop & Lee Viorel
8:20 AM Assemble Scouts for Merit Badge Classes
8:30 AM Classes Begin
12:00 PM Lunch on your own / pack a lunch – drink machines on site
12:45 PM Assemble for Merit Badge Classes
1:00 PM Classes Begin
4:00 PM Presentation of Awards - Instructors
Closing Remarks - Gary Gift

Registration deadline:

October 14, 2021

1st Class Scouts and above
Subject to availability
\$5.00 per merit badge
ALL courses available AM & PM
Sessions.

- ▶ **SCOUT LEADERS MUST BE ON SITE FOR THE DURATION OF THE DAY.**

To register for the American Patriot Merit Badge Workshop send this FORM & FEES to:

OMC SAR PO BOX 1421 SPRINGFIELD, MO 65801

For more information or questions, contact Gary Gift at gary.gift@hotmail.com or 417-860-5886

SCOUT NAME	UNIT #	MERIT BADGE: 1ST CHOICE	MERIT BADGE: 2ND CHOICE	SCOUT RANK

LEADER NAME	UNIT #	POSITION	EMAIL	PHONE

SCOUTMASTER PRINT NAME: _____ SCOUTMASTER EMAIL: _____

SCOUTMASTER PHONE: _____

SCOUTS _____ X 5.00/BADGE = \$ _____ MAKE CHECKS PAYABLE TO : OMC SAR
REGISTRATION FORM SUBMITTED DATE: _____



American Heritage™

Merit Badge Workbook



This workbook can help you but you still need to read the merit badge pamphlet.

This Workbook can help you organize your thoughts as you prepare to meet with your merit badge counselor.

You still must satisfy your counselor that you can demonstrate each skill and have learned the information.

You should use the work space provided for each requirement to keep track of which requirements have been completed, and to make notes for discussing the item with your counselor, not for providing full and complete answers.

If a requirement says that you must take an action using words such as "discuss", "show", "tell", "explain", "demonstrate", "identify", etc, that is what you must do.

Merit Badge Counselors may not require the use of this or any similar workbooks.

No one may add or subtract from the official requirements found in Scouts BSA Requirements (Pub. 33216 – SKU 653801).

The requirements were last issued or revised in 2020 • This workbook was updated in March 2021.

Scout's Name: _____ Unit: _____


Counselor's Name: _____ Phone No.: _____ Email: _____

<http://www.USScouts.Org> • <http://www.MeritBadge.Org>

Please submit errors, omissions, comments or suggestions about this **workbook** to: Workbooks@USScouts.Org
Comments or suggestions for changes to the **requirements** for the **merit badge** should be sent to: Merit.Badge@Scouting.Org

1. Read the Declaration of Independence. Pay close attention to the section that begins with "We hold these truths to be self-evident" and ends with "to provide new Guards for future security." Rewrite that section in your own words, making it as easy to understand as possible. Then share your writing with your merit badge counselor and discuss the importance of the Declaration of Independence.

2. Do TWO of the following:

- a.  Select two individuals from American history, one a political leader (a president, senator, etc.) and the other a private citizen (a writer, religious leader, etc.). Find out about each person's accomplishments and compare the contributions each has made to America's heritage.

1. Political Leader:

Accomplishments & Contributions

Workbook © Copyright 2020 - U.S. Scouting Service Project, Inc. - All Rights Reserved

Requirements © Copyright, Boy Scouts of America (Used with permission.)

The name *American Heritage*™ is a trademark owned by

American Heritage Publishing Company, Inc. and is used by permission

This workbook may be reproduced and used locally by Scouts and Scouters for purposes consistent with the programs of the Boy Scouts of America (BSA), the World Organization of the Scout Movement (WOSM) or other Scouting and Guiding Organizations. However it may NOT be used or reproduced for electronic redistribution or for commercial or other non-Scouting purposes without the express permission of the U. S. Scouting Service Project, Inc. (USSSP).

2. Private Citizen:

Accomplishments & Contributions




b. With your counselor's approval, choose an organization that has promoted some type of positive change in American society.

Find out why the organization believed this change was necessary and how it helped to accomplish the change.

Why:

How:

Discuss how this organization is related to events or situations from America's past.


-  c. With your counselor's approval, interview two veterans of the U.S. military. Find out what their experiences were like. Ask the veterans what they believe they accomplished.

Veteran 1:

Experiences & accomplishments

Veteran 2:

Experiences & accomplishments

-  d. With your counselor's approval, interview three people in your community of different ages and occupations. Ask these people what America means to them, what they think is special about this country, and what American traditions they feel are important to preserve.

Person 1:

What America means to them

What do they think is special about this country?

What American traditions are important to preserve?

Person 2:

--

What America means to them

What do they think is special about this country?

What American traditions are important to preserve?

Person 3:

--

What America means to them

What do they think is special about this country?

What American traditions are important to preserve?

3. Do the following:

a Select a topic related to the United States that is currently in the news.

--

Describe to your counselor what is happening.

Explain how today's events are related to or affected by the events and values of America's past.

- b. For each of the following, describe its adoption, tell about any changes since its adoption, and explain how each one continues to influence Americans today: the flag, the Pledge of Allegiance, the Great Seal of the United States, the motto, and the national anthem.

The Flag:

Adoption

Changes

Influence today

The Pledge of Allegiance:

Adoption

Changes

Influence today

The Great Seal: of the United States

Adoption

Changes


Influence today

The Motto:

Adoption


Changes

Influence today

 c. Find out when, why, and how your town or neighborhood started, and what ethnic, national, or racial groups played a part.

When:	
Why:	
How	
What groups:	

Find out how the area has changed over the past 50 years and try to explain why.

 d. Take an active part in a program about an event or person in American history. Report to your counselor about the program, the part you took, and the subject.

- e. Visit a historic trail or walk in your area. _____
 After your visit, share with your counselor what you have learned. Discuss the importance of this location and explain why you think it might qualify for National Register listing.

- 5. Do ONE of the following:
 - a. Watch two motion pictures (with the approval and permission of your counselor and parent) that are set in some period of American history. Describe to your counselor how accurate each film is with regard to the historical events depicted and also with regard to the way the characters are portrayed.

Film 1:

--

Period	
Accuracy of time	
Accuracy of characters	

Film 2:

--

Period	
Accuracy of time	
Accuracy of characters	

- b. Read a biography (with your counselor's approval) of someone who has made a contribution to America's heritage. Tell some things you admire about this individual and some things you do not admire.

Explain why you think this person has made a positive or a negative contribution to America's heritage.

- c. Listen to recordings of popular songs from various periods of American history. Share five of these songs with your counselor, and describe how each song reflects the way people felt about the period in which it was popular. If a recording is not available, have a copy of the lyrics available.

Song 1.

Song 2.

Song 3.

Song 4.

Song 5.



Genealogy

Merit Badge Workbook



This workbook can help you but you still need to read the merit badge pamphlet.

This Workbook can help you organize your thoughts as you prepare to meet with your merit badge counselor.

You still must satisfy your counselor that you can demonstrate each skill and have learned the information.

You should use the work space provided for each requirement to keep track of which requirements have been completed, and to make notes for discussing the item with your counselor, not for providing full and complete answers.

If a requirement says that you must take an action using words such as "discuss", "show", "tell", "explain", "demonstrate", "identify", etc, that is what you must do.

Merit Badge Counselors may not require the use of this or any similar workbooks.

No one may add or subtract from the official requirements found in Scouts BSA Requirements (Pub. 33216 – SKU 653801).

The requirements were last issued or revised in 2006 • This workbook was updated in June 2020.

Scout's Name: _____ Unit: _____

Counselor's Name: _____ Phone No.: _____ Email: _____

<http://www.USScouts.Org> • <http://www.MeritBadge.Org>

Please submit errors, omissions, comments or suggestions about this **workbook** to: Workbooks@USScouts.Org
Comments or suggestions for changes to the **requirements** for the **merit badge** should be sent to: Merit.Badge@Scouting.Org

1. Explain to your counselor what the words genealogy, ancestor, and descendant mean.

Genealogy:

Ancestor:

Descendant:

Workbook © Copyright 2020 - U.S. Scouting Service Project, Inc. - All Rights Reserved
Requirements © Copyright, Boy Scouts of America (Used with permission.)

This workbook may be reproduced and used locally by Scouts and Scouters for purposes consistent with the programs of the Boy Scouts of America (BSA), the World Organization of the Scout Movement (WOSM) or other Scouting and Guiding Organizations. However it may NOT be used or reproduced for electronic redistribution or for commercial or other non-Scouting purposes without the express permission of the U. S. Scouting Service Project, Inc. (USSSP).

- b. Obtain at least one genealogical document that supports an event that is or can be recorded on your pedigree chart or family group record. The document could be found at home or at a government office, religious organization, archive, or library.
- c. Tell how you would evaluate the genealogical information you found for requirement 4b.

5. Contact ONE of the following individuals or institutions.
- a. A genealogical or lineage society
 - b. A professional genealogist (someone who gets paid for doing genealogical research)
 - c. A surname organization, such as your family's organization
 - d. A genealogical education facility or institution.
 - e. A genealogical record repository of any type (courthouse, genealogical library, state or national archive, state library, etc.)

Ask what genealogical services, records, or activities this individual or institution provides, and report the results:

- 6. Begin your family tree by listing yourself and include at least two additional generations. You may complete this requirement by using the chart provided in the *Genealogy* merit badge pamphlet or the genealogy software program of your choice. (See the *sample Pedigree Chart at the end of this workbook*)
- 7. Complete a family group record form, listing yourself and your brothers and sisters as the children. On another family group record form, show one of your parents and his or her brothers and sisters as the children. This requirement may be completed using the chart provided or the genealogy software program of your choice. (See the *sample Family Group Record Charts at the end of this workbook*)
- 8. Do the following:
 - a. Explain the effect computers and the Internet are having on the world of genealogy.

Pedigree Chart

Scout's Name: _____

<p>Me</p> <p>Name: _____</p> <p>Born: _____</p> <p>Place: _____</p> <p>Married: _____</p> <p>Place: _____</p> <p>Died: _____</p> <p>Place: _____</p>	<p><u>My Father:</u></p> <p>Name: _____</p> <p>Born: _____</p> <p>Place: _____</p> <p>Married: _____</p> <p>Place: _____</p> <p>Died: _____</p> <p>Place: _____</p>	<p><u>His Father:</u> Name: _____</p> <p>Born: _____</p> <p>Place: _____</p> <p>Married: _____</p> <p>Place: _____</p> <p>Died: _____</p> <p>Place: _____</p>
	<p><u>My Mother:</u></p> <p>Name: _____</p> <p>Born: _____</p> <p>Place: _____</p> <p>Married: _____</p> <p>Place: _____</p> <p>Died: _____</p> <p>Place: _____</p>	<p><u>Her Father:</u> Name: _____</p> <p>Born: _____</p> <p>Place: _____</p> <p>Married: _____</p> <p>Place: _____</p> <p>Died: _____</p> <p>Place: _____</p>

Family Group Record (Listing you as a child)

Scout's Name: _____

Husband's Name	
Birth Date	Place
Died	Place
Married	Place
Father's Name	Mother's Name
Other info	
Wife's Maiden Name	
Birth Date	Place
Died	Place
Father's Name	Mother's Name
Other info	
Children (list whether living or dead, in order of Birth)	
Name	Male/Female
Birth Date	Place
Spouse's Name	Other Info
Died	Place
Married	Place
Name	Male/Female
Birth Date	Place
Spouse's Name	Other Info
Died	Place
Married	Place
Name	Male/Female
Birth Date	Place
Spouse's Name	Other Info
Died	Place
Married	Place
Name	Male/Female
Birth Date	Place
Spouse's Name	Other Info
Died	Place
Married	Place
Name	Male/Female
Birth Date	Place
Spouse's Name	Other Info
Died	Place
Married	Place

Family Group Record (*Listing one of your parents as a child*)

Scout's Name: _____

Husband's Name	
Birth Date	Place
Died	Place
Married	Place
Father's Name	Mother's Name
Other info	
Wife's Maiden Name	
Birth Date	Place
Died	Place
Father's Name	Mother's Name
Other info	
Children (list whether living or dead, in order of Birth)	
Name	Male/Female
Birth Date	Place
Spouse's Name	Other Info
Died	Place
Married	Place
Name	Male/Female
Birth Date	Place
Spouse's Name	Other Info
Died	Place
Married	Place
Name	Male/Female
Birth Date	Place
Spouse's Name	Other Info
Died	Place
Married	Place
Name	Male/Female
Birth Date	Place
Spouse's Name	Other Info
Died	Place
Married	Place
Name	Male/Female
Birth Date	Place
Spouse's Name	Other Info
Died	Place
Married	Place



Law



Merit Badge Workbook

This workbook can help you but you still need to read the merit badge pamphlet.

This Workbook can help you organize your thoughts as you prepare to meet with your merit badge counselor.

You still must satisfy your counselor that you can demonstrate each skill and have learned the information.

You should use the work space provided for each requirement to keep track of which requirements have been completed, and to make notes for discussing the item with your counselor, not for providing full and complete answers.

If a requirement says that you must take an action using words such as "discuss", "show", "tell", "explain", "demonstrate", "identify", etc, that is what you must do.

Merit Badge Counselors may not require the use of this or any similar workbooks.

No one may add or subtract from the official requirements found in Scouts BSA Requirements (Pub. 33216 – SKU 653801).

The requirements were last issued or revised in 2019 • This workbook was updated in June 2020.

Scout's Name: _____ Unit: _____

Counselor's Name: _____ Phone No.: _____ Email: _____

<http://www.USScouts.Org> • <http://www.MeritBadge.Org>

Please submit errors, omissions, comments or suggestions about this **workbook** to: Workbooks@USScouts.Org
Comments or suggestions for changes to the **requirements** for the **merit badge** should be sent to: Merit.Badge@Scouting.Org

1. Define "law."




Tell some of its sources.

Describe functions it serves.

Workbook © Copyright 2020 - U.S. Scouting Service Project, Inc. - All Rights Reserved
Requirements © Copyright, Boy Scouts of America (Used with permission.)

This workbook may be reproduced and used locally by Scouts and Scouters for purposes consistent with the programs of the Boy Scouts of America (BSA), the World Organization of the Scout Movement (WOSM) or other Scouting and Guiding Organizations. However it may NOT be used or reproduced for electronic redistribution or for commercial or other non-Scouting purposes without the express permission of the U. S. Scouting Service Project, Inc. (USSSP).

2. Discuss TWO of the following:

-  a. The Justinian Code, The Code of Hammurabi, and the Magna Carta.
-  b. The development of the jury system.
-  c. Two famous trials in history.

1.	<hr/> <hr/> <hr/> <hr/> <hr/> <hr/> <hr/> <hr/>
2.	<hr/> <hr/> <hr/> <hr/> <hr/> <hr/> <hr/> <hr/>

3. Tell what civil law is; tell what criminal law is.

Civil law:	<hr/> <hr/> <hr/> <hr/> <hr/> <hr/> <hr/> <hr/>
Criminal law:	<hr/> <hr/> <hr/> <hr/> <hr/> <hr/> <hr/> <hr/>

Tell the main differences between them.

<hr/> <hr/> <hr/> <hr/> <hr/> <hr/> <hr/> <hr/>

Give examples of each.

Civil law:

Criminal law:

4. Ask five people (not more than one from your immediate family) about the role of law enforcement officers in our society. Discuss their answers with them.


1.	

2.	

3.	

4.


5.


 Go to a law enforcement officer in your neighborhood and ask about his or her responsibilities and duties. Report your findings.

5. Tell about several laws that were passed to protect the consumer and the seller.

Tell about several organizations that provide help to consumers and sellers.

6. Do ONE of the following:

 a. Attend a session of a civil or criminal court. Write 250 words or more on what you saw.

 b. Plan and conduct a mock trial with your troop or school class. After the trial is over, discuss it with the group.

7. Arrange a visit with a lawyer who works for a business, bank, title company, or government agency. Find out his or her duties and responsibilities. Report what you learned.

8. Explain the requirements for becoming a lawyer in your state.

Describe how judges are selected in your state.

9. Make a list of 15 jobs which deal with some aspect of law or legal processes.

1.		9.	
2.		10.	
3.		11.	
4.		12.	
5.		13.	
6.		14.	
7.		15.	
8.			

